

2018



	:
I.	,
-	. 7
II.	. 12
III.	. 14
IV.	. 27
1.	
2018	2017 . 2016.
	. 28
2.	2018
	2017 . 2016 .
	. 30
3.	-
2018	. 32
V.	
- 2017	2016 .
	,
1.	. 34
2.	. 35
3.	. 38
4.	
:	
4.1.	, ,
,	. 41
4.2.	
:	,
,	
,	,

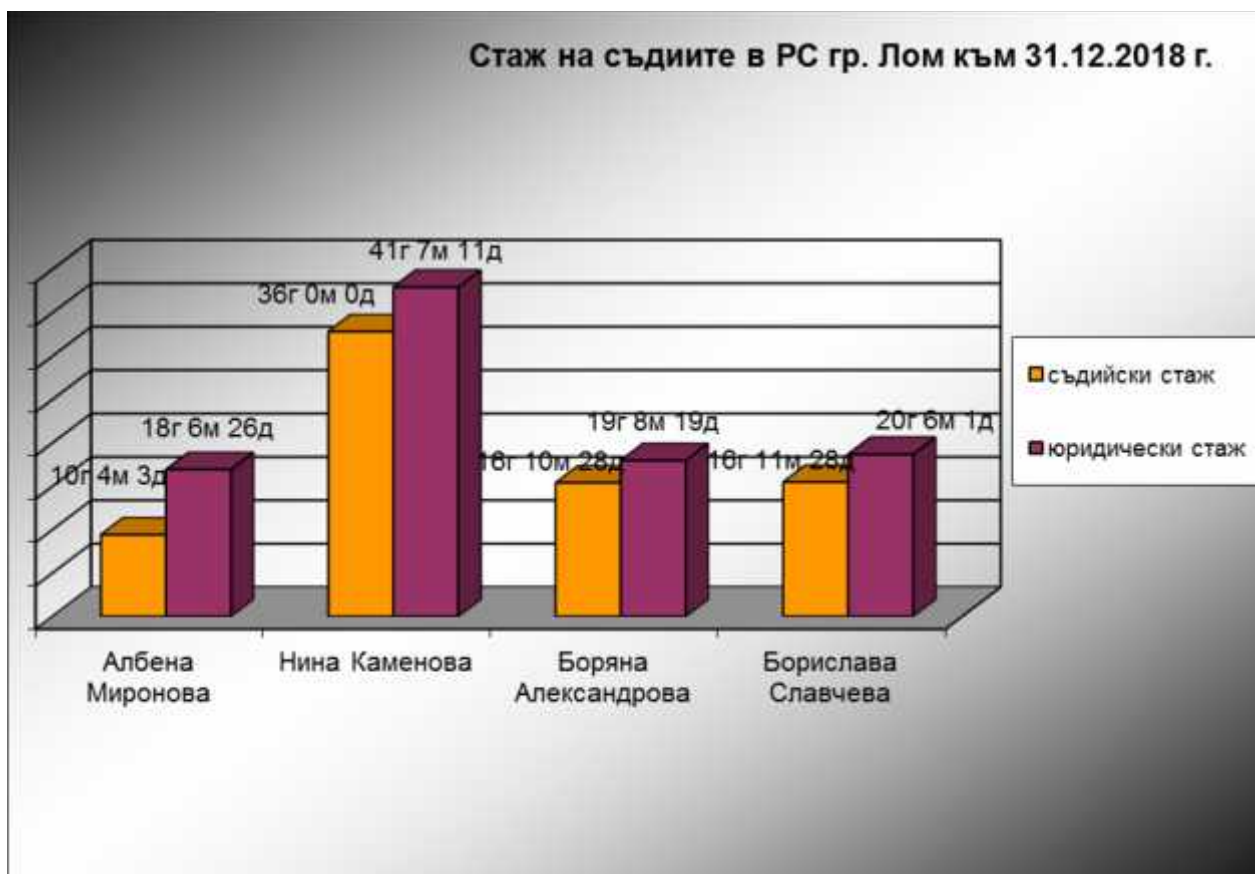
			. 43
4.3.			. 45
4.4.			. 46
4.5.			. 47
4.6.		.200	
4.7.	” ” ”	”	. 49
4.8.			. 51
4.9.		—	. 52
4.10.			. 53
4.11.	, .417	.420	—
	1393/2007 .,	861/2007 .,	1206/2001 .,
	650/2012 .		.25
4.12.	1965 .	—	. 56
5.			. 56
6.			. 57
7.			. 58
8.			. 59
9.			. 60
10.			. 61
			. 62

11.				. 65
12.				. 67
13.				
			2017 .	. 70
VI.				
			- 2016 2015 .	
				,
1.				. 73
2.				. 73
3.				. 76
3.1.				. 79
3.1.1.				. 80
3.1.2.				. 86
3.2.				. 87
3.3.	.78			. 88
3.4.			-	,
			.85-88	
		.23 -	.27	. 88
3.5.				. 91
3.6.				. 92
4.				. 96
5.				. 97
6.				. 97
7.				
			2016 .	. 99

8.				. 100
9.			V	”
	”			. 101
10.			V	”
	”			. 102
11.			V	–
				. 103
12.			V	
				. 103
13.				. 103
14.				. 104
15.				. 106
16.				. 108
17.				
				. 112
18.				. 115
19.			,	
				. 116
20.				. 117
21.				. 118
VII.		.		
				. 119
VIII.		.		
				. 121
IX.		.		
				. 128
X.				. 132
XI.				
2016				

2014-2020 .
10/05.03.2015 .

	2017 .	”	
	—	”	. 131
XII.			. 138
XIII.			. 139
XIV.		2017 .,	. 144
XV.			. 145



2018 . 7 / /
 ” ” - , 31.12.2018 .
 3 / / 13.12.2018 „
 , 3 / /
) , : 14
 , 26.07.2016 „
 . 165, . 1, . 1
 28.07.2016 .- ;
) , 37
 , 26.09.2017 „ .
 5.1., . 165, . 1, . 1
 ;

) , 25
 , , 24.07.2018 .,
 , .165, .1, .1
 ” “ - , **04.08.2018**
 .
 , , . 33.1
 37 , 26.09.2017 .,
 . 168, . 2 , - -
 - - “ ” - -
 12.10.2017 . ,
 , 4 , - 7 .
 . 26 2018 .
 , , .165, .1, .1
) , 01.05.2017 . :
) 100% ;
) 100% / -
 ;
) 100%
 20 %
 ;
) 100%
 20 %
 ;
) 100%
 20 %
 ;

04.08.2018 ., . 165, . 1, . 1

3 .

25

24.07.2018 .,

: ”

-

” ”

”.

32

30.10.2018 .,

- -

- , ”

“,

”

-

“

- ,

,

”

“.

49

05.12.2017 .

2/ /

- ,

,

.189, .1

-

.189, .3

.

14/08.05.2018 . .

. 40/15.05.2018 .

. 180, .1 .178, .1

2 / /

” “

-

01.05.2018 .

, :

-

,

-

2018 .

2018 .

249.

:

– 249 , . – 249 .
 – 247 .
 30.12.2018 .

” “ , . ” ”
 . ” “ .

2018 .

– , . 3, .2

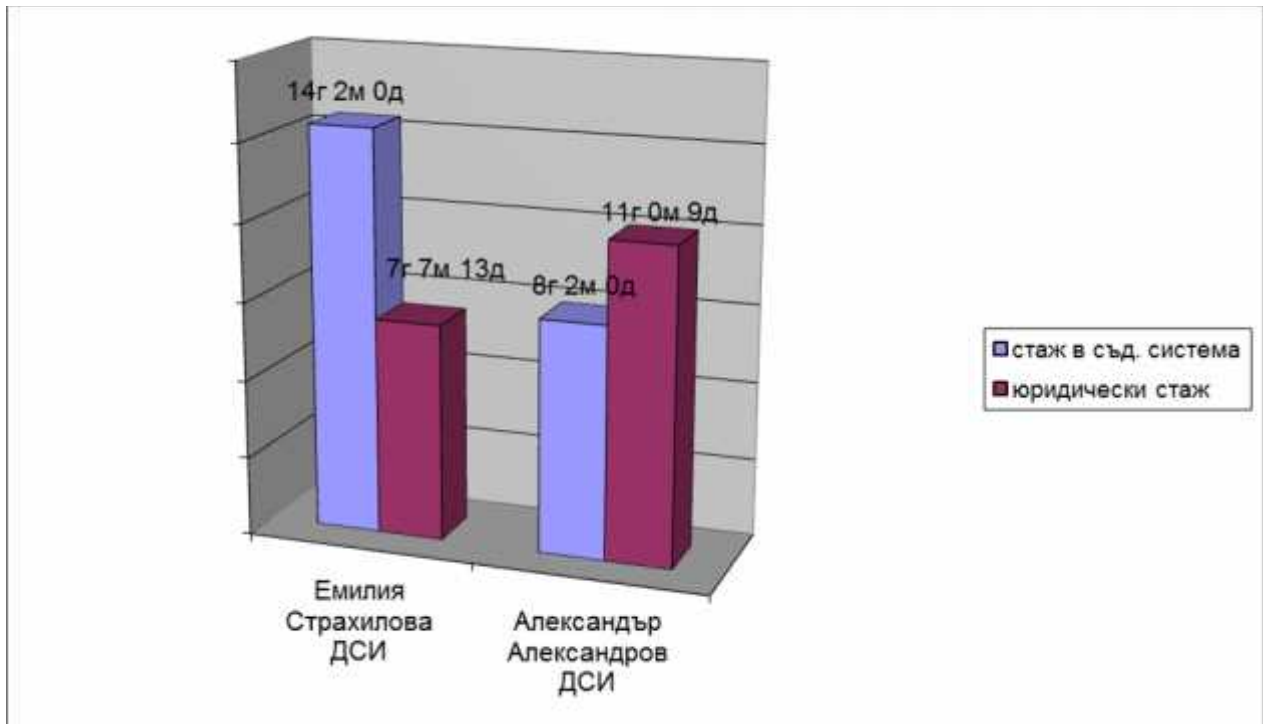
,
 28 13

2016 .,

,
 –
 –
 .

2018 . -

:
 ,
 .68, .1, .4 .



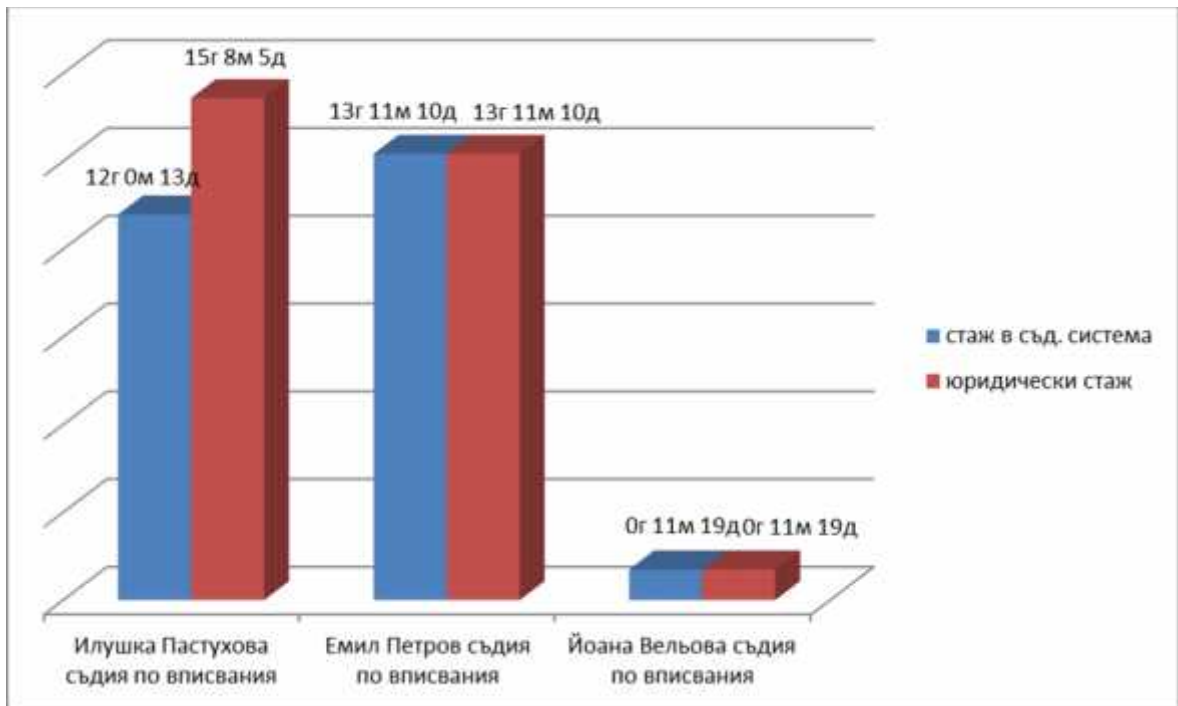
11.01.2018 .

.68, .1, .4 .

12.01.2018 .

.68, .1, .4

“ -01-1/08.01.2018 .



. 4, .1, .3

01.12.2016 .,

- 6 .

- 39 . .

27.10.2018 .

28.10.2018 .

31.12.2018 . 28

,
) , : - 2 :
 ;
) - 2 :
 ” “,
 ;
) - 20,5 : 4
 -
 , 1 - , 1
 ”, 1
 ”, 3
 , 6
 1 - 3 ½
) - 3,5 : 1
 2 ½ .
 2018 .
 . , -
 ,
 .
 ,
 .
 -
 .
 2018 ,
 .
 ,
 ” ”
 ” ”
 ” ”
 ” ”

— , —

“ — . ”

’ ,

’ , .329,

.3 .

’ .

” ”

’ .

- /

/, :

1. - , , , ,

- / .87 , .61 /;

/ .19, .3 /;

/ .134 /; / .135 /;

/ .30, .3 , .31,

.2 , .59 , .61 , .41 .12 /, ,

’ , , , , .410

’ , , , ,

’ -/ .26-33 ., .7 /,

’ , , ,

’ / .208, .226,

.213, .274, .288 ./,

/ /.

2. - /

’ .194-197

’ /, .78 ,

01.01.2018 .

,
27.06.2016 .

.1

16

26.09.2017 .

— .

10 .

.80, .1, .15

.5

,

.50

,

.235,

,

,

,

,

.

—

,

—

.

,

/

,

,

,

,

,

,

.

,

”

”

”

”

—

,

—

,

,

,

,

.310

,

—

,

,

&

.158

2018 .

CLI

1.

2018 .

“

“ .

”

”

“ ,

” .

“

”

” .

” ,

2018 ,

—

” —

” , 44/30.07.2015 .

V.

01.01.2018 . 30.04.2018 .

2015

26.04.2018 .

01.05.2018 .

:

) 100%

;

) 100%

/ / - ;

) 100%

20 %

;

) 100%

20 %

;

) 100%
20 %

;

, 03.08.2018 .,

,

-

.

” “

.165, .1, .1 ,

,

01.05.2018 .

1.

2018

2017 . 2016 .

(1)

2018 .

3 260 ,

- 2713

547-

354 ,

255

99

2018 . - 3614, 2968

646

2017 .

4004

, - 3295

709 -

292 , 199

93

2017 . - 4300, 3494

806

2016 .

3054

, 2395

659

289 , 211

78

3343 , 2606

2016 .

737



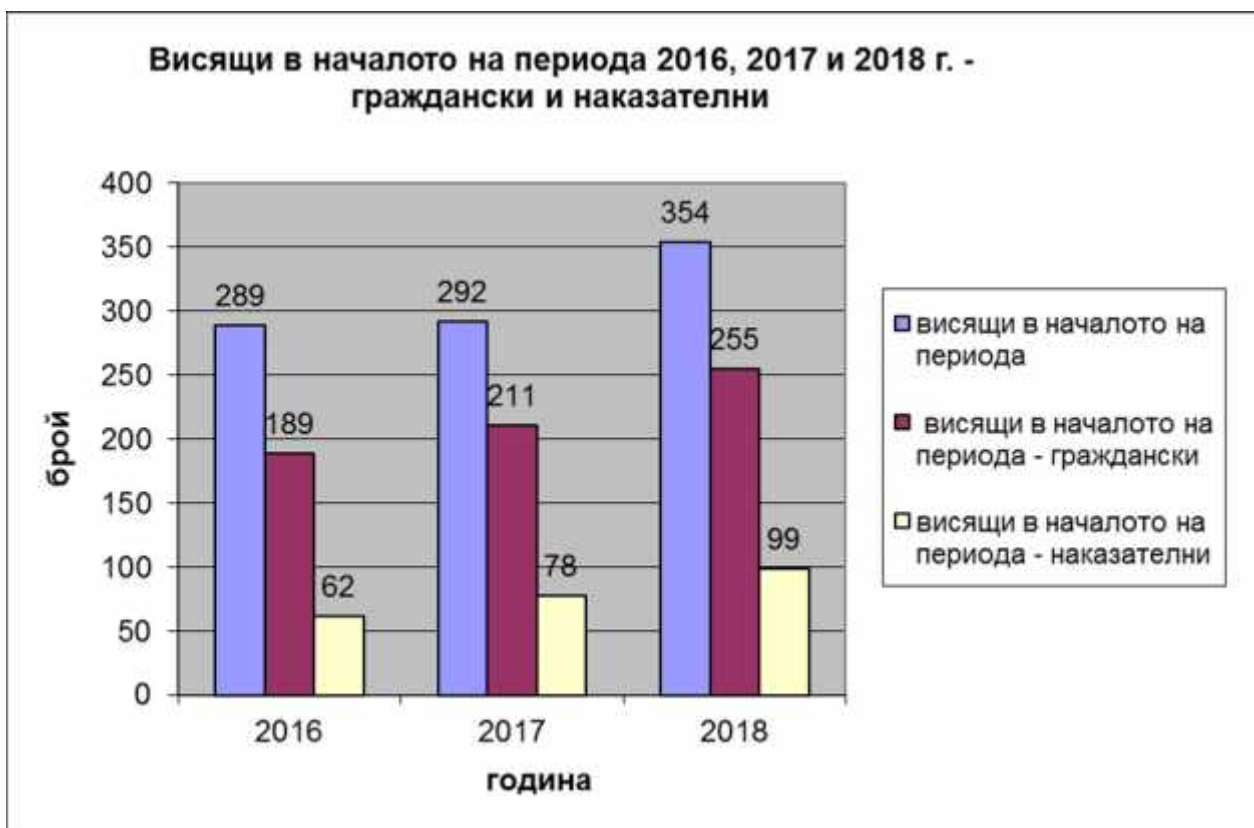
2018 .

2017 .

2016 .

2016 .

2017 .



2. (1) 2018 3121 ,

– 2801 , 90 %

529 ,

– 394 , 74 %

385

117 . 93 .

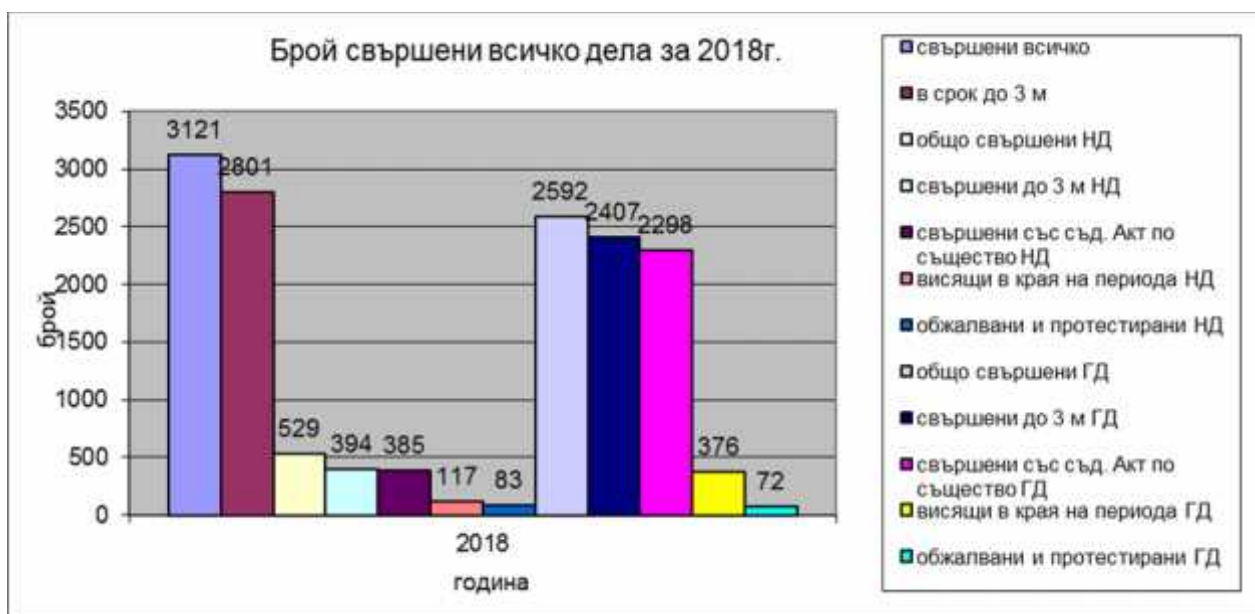
2591

3 – 2407

93%.

376 .

2298 , 72



2017 .

3946 , – 3651 , 92,5 %

707 ,

– 627 , 88,6 %

543

99 . 98 .

3239

3 –

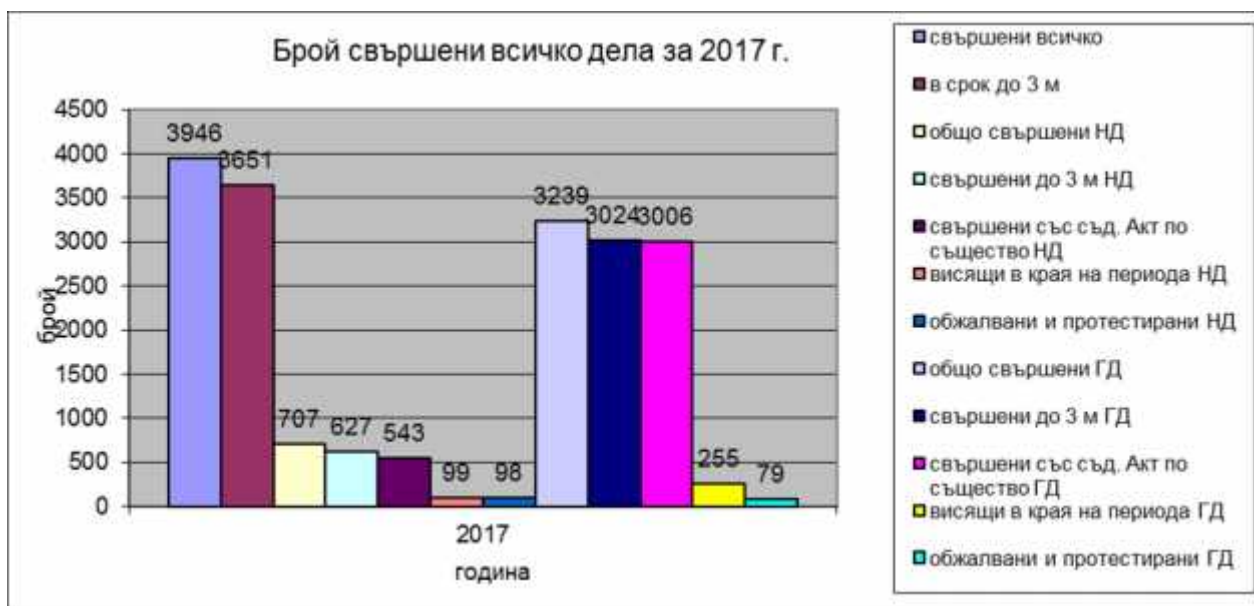
3024

93%.

255

3006 ,

79



2016 .

2407

3 –

2248

93%.

199

2016 .

3051

2809

3

92%

644

3

561

87%

477

93

131

2407

3

2248

93%

2176

231

199

105



2018 .,

2017

2016 .,

2016 .

2017 –

3.

2017 .(4 5)

	/				3-	%	.	.
2018		1004	740	85	767	93%	95,25	79,16
		139	95	30	86	68,8 %		
2017		796	670	53	661	83%	81,17	72,33
		178	116	29	112	63%		

2016		493	386	54	383	78%	51,00	44,92
		119	68	31	84	71%		

	/				3-	%	.	.
2018 .		859	694	87	738	94,5%	99,75	85,83
		338	163	86	188	75,5%		
2017 .		757	639	34	639	84%	78,58	69,17
		186	118	39	145	78%		
2016 .		439	365	42	391	89%	46,92	42,92
		124	76	32	89	72%		

	/				3-	%	.	.
2018 .		964	743	103	781	92,3%	91,41	80,42
		133	97	22	101	84,9%		
2017 .		755	652	52	664	88%	77,92	72,08
		180	124	37	144	80%		

2016 .		471	402	40	400	85%	49,67	45,67
		125	76	30	91	83%		

	/				3-	%	.	.
2018 .		139	121	18	121	87%	25	25
		36	30	6	19	52,8%		
2017 .		207	147	16	160	77%	21,75	16,58
		54	26	10	34	63%		
2016 .		321	270	21	278	87%	35,25	31,25
		102	59	25	69	68%		

V.

– 2018 .

– 2017 2016

01.01.2018 . 30.04.2018 .,
2015

26.04.2018 .

01.05.2018 .

:

) 100%

;

) 100%

/

/ -

;

)

100%

)

20 %

;

)

100%

;

03.08.2018 .

01.05.2018 .

1.

2018 . -

2713

: 507

, 38

.310

-

, 26

,

, 220

, 1921

1 .

2017 . -

3295

: 362

, 52

.310

-

, 14

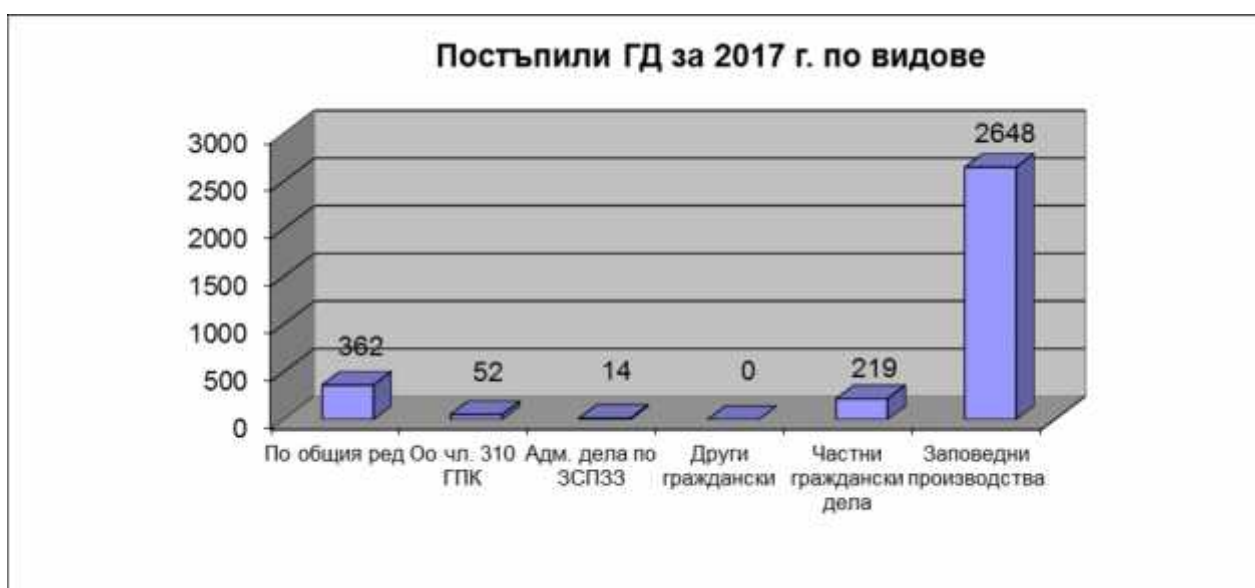
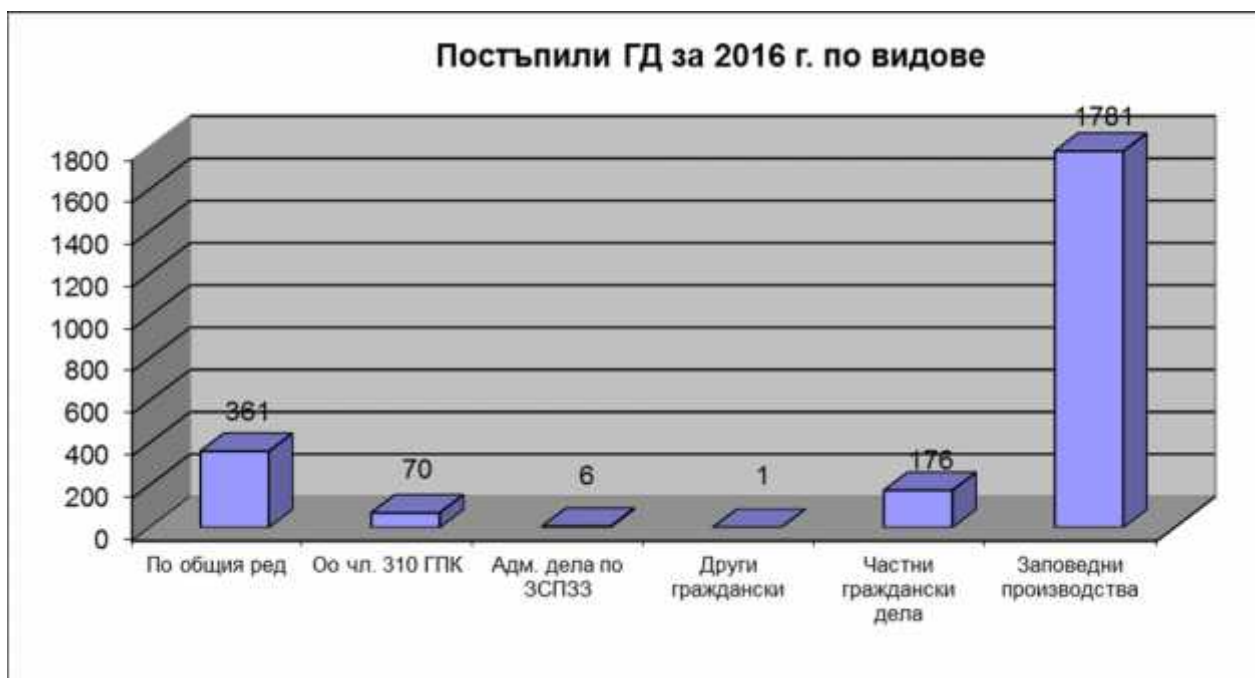
,

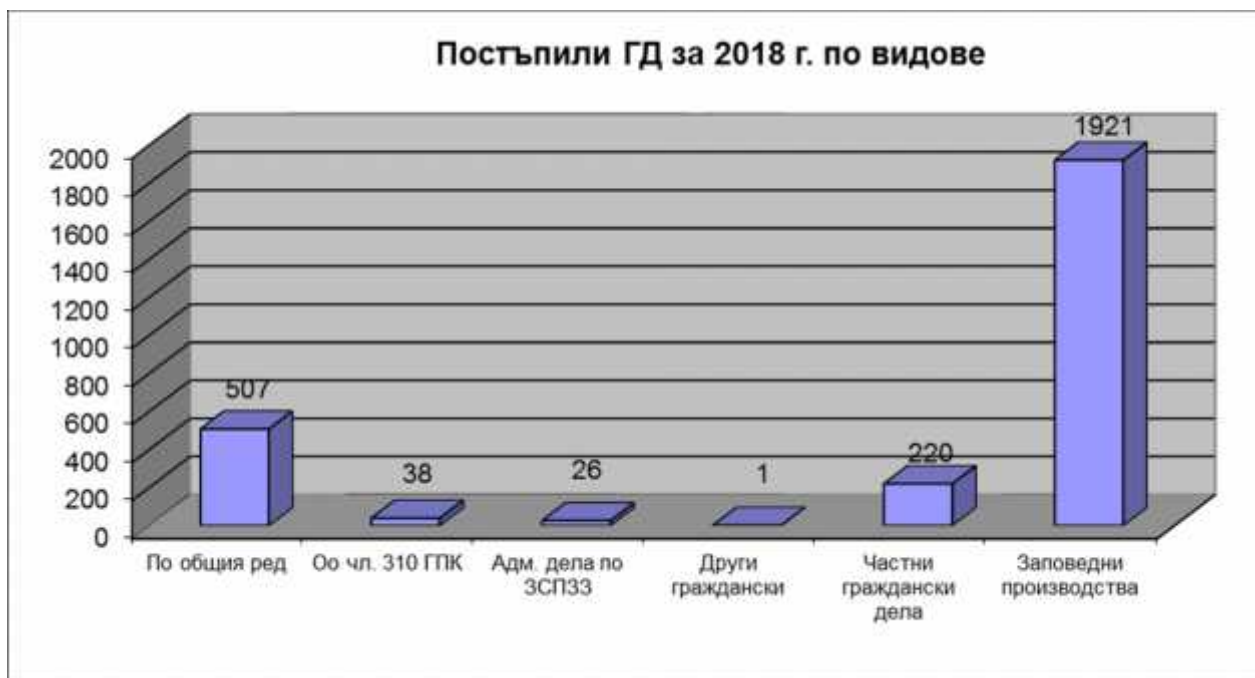
, 219

2648

2016 . - **2395** .
 361 , 6 , 70 .310 -
 , 1 , 176
 1781 .
 , - - 582
 2017 318 . 2016
 .
 2018 .
 - 146 ,
71% ,
 - 54%
 2017 . 231% 2016 .
 . 310 - - **27%**
 2017 . 46% 2016 .,
 -

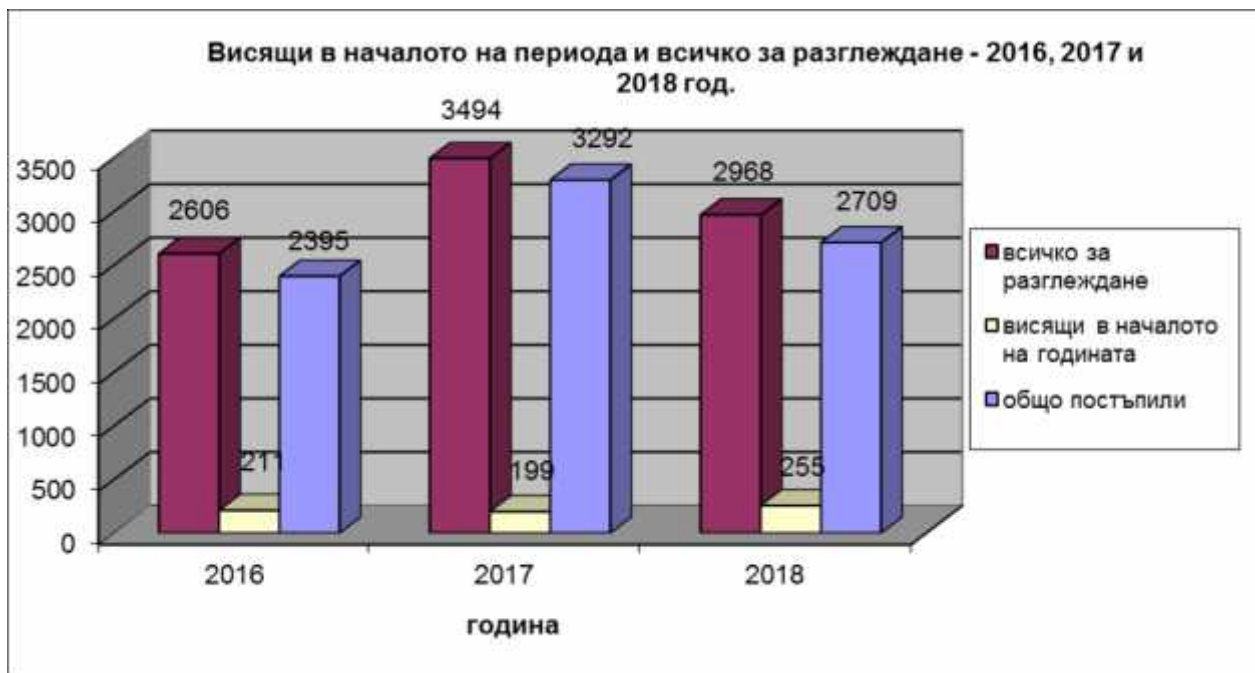






2.

	2018 .	-	
2968	,	255	.
	, 4		2709
			.
	2017 .	-	
3494	,	199	.
	, 3		3292
			.
	2016 .	-	2606
	,	211	, 3
			, 2395
			.



2017 . – 255, 44 56 , 2016 .

3.

2018 . **2592**
 3 – 2407
93%. 376 .

2017 . **3239**
 3 – 3024
93%. 255 .

2016 . **2407**
 3 – 2248
93%. 199 .

2591 2018 .,
2298 .
 3239
 2017 ., 3006 .

2016 . 2407 ,
 2176 .
 3 - 93% ,

- 2017 . 2016 .



1 , 32 - 2 , 44 - 3 9 128
 - 3 .
 .310 - 5 - 1 , 25
 - 2 , 3 - 3 1 - 3 .

					.310			
	1 .	2 .	3	3 .	1 .	2 .	3	3 .
2018	9	32	44	128	5	25	3	1
2017	116	73	56	47	19	19	5	6
2016	89	77	40	36	30	20	2	2

.47 , .

,

,

.

- ,

- ,

01.09.2018 . .62, .2 , ,

. , .86/2017 .

,

,

4. (2), :

4.1.

,

2018 . 312,

49

260 ,3 . - .

263 ,
 26 , -
 50 , - 23
 27 .
 261 - 84%
 203 , 8
 5 , 45
 15 30 .
 51 .
 261 , 185 , 70,9%
 3 .
 9 - 3,4%.

2017 .

239,
 32 207 .
 207 ,
 29 , -
 32 , - 23
 20 .
 190 - 79,5%,
 140 , 12
 3 , 35 ,
 9 26 .
 49 .
 190 , 136 3
 71,6% .
 8 - 4%.

2016 .

256 .,
 36
 220 , 217 ,

2 1

2016 . -

- 70, -28.

224 . , 87,5%.

88,4%, 198 . 2016 .

3- - - 1%

2017 .

4.2.

:

,

,

,

,

,

,

2018 .

85 .

38 . ,

- 47 . , : 44 . ,

2 . - 1 . - .

44 . 2018 .

, 1 , 3

, 5 35

.

28 . , 10 .

, 5 . , 4 .

, 1 . 8 .

.

57 .

, 6 . , 3

.

12 .

		2017 .		2017 .		2017 .	
79 .						25 .	
,		- 54 .		: 52 .			
, 1 . -		1 .	-				
.							
	52 .			2017 .			
, 2						, 2	
,		/				, 5	
	42						
		41 .	,	20 .			
, 3 .				, 6 .			
, 1 .				11 .			
.							
						38 .	
		13 ,				3 .	
				10 .			
2016 .						76,	
						31	
		45					
2 , 1						1	
.							
							2017
.							
85 ,	28	-	32,9%,			-	
	12	- 42,8%.					
79 ,	41	-	51,9%,			-	
	13	- 31,7%.					
	2016 .		76 .				
51 ,	67,1%,					- 22 ,	
43,1%.							

2018 . ,
 ,
 .
 -
 ,
 .
 01.09.2018 . - . 62, . 2 , , . , .
 86/2017 .

4.3.

2018 . 33 .
 20 . ,
 - 13 . , : 13 .
 11 . , 33,3%, 5 .
 , 2 . , 1 .
 3 . .
 22
 66,6%.
 , 3 . , 27,7%
 3 . 7 .

2017 .
 33 .
 18 . ,
 - 15 . , : 13 . , 1
 . - 1 . -
 .
 13 . , 39,4%, 5 .
 , 1 . , 3
 . 4 . .
 20
 60,6%.

3 . , 3 . , 23,1% 9 .

2016 . 39 ,

26 1 12 ,

2016 . 21 . – 53,9%,

16 . 4 . , 1

18

46,1%. , 10 .

3 . 9 . .

4.4.

2018 . **104** .

63 . ,

– 41 . , : 37 . , 2

– 2 . –

29 . , 27,9 %, 13

1 . ,

2 . 1 . 12 .

76

73 %.

, 1 . 3

13 . .

2017 . 96 .

59 . ,

– 37 . , : 33 . , 1

. - , 2 . -
 1 . - .
 . 33 . , 34,3%, 19
 . , 1 . ,
 3 . , 3 . 7
 .
 63
 65,6%,
 . , 1 . 3
 . 10 . .
 , 2016 . 108 ,
 71
 37 .
 49 , 45,4%,
 34 , 2 ,
 1 12 , 4 ,
 8 .
 54,6%. 4 59 ,
 3 .
 12 .
 ,
 - , 2016 .
 , 2017 .,
 ,
 ,

4.5.

2018 . 217 .
 54 . ,
 - 163 ., : 162 .
 1 . - .

		73 . ,	33,6%,	34
8 .		, 4 .		,
		27 .		
			144	
	66,4%.			
		, 56 .		3
	- 76,7%.			11 .
	2017 .			
	123 .			
			34 . ,	
		- 89 . ,	: 88 .	
1 . -				
			56,1%,	46
		, 6 .		,
11 .		, 1 .		5
			54	
	43,9%.			
		, 25 .		3
	- 54,3%.			13 .
	2016 .			
			101 ,	
			30	
	69	2		
			67	- 66,3%
	,	42	,	6
		, 8	, 11	
				34
		, 61,2%,	41 .	
3 .				17

4.6.

.200

2018 .

23 .

5 . ,

-18 ., :18 .
2018 . 18 .
. 200 , 1 .

,2

” “ ”

17 . ,

74%, 5 .

, 4 .

, 1

,2 .

5 .

6

26%.

, 11 .

3

- 64,7%.

9 .

2017 .

19 .

7 . ,

-12 ., :12 .
2017 . 12 .
. 200 , 4 .

,3

” “ ”

“ .

14 . , 73,7%, 1 .
 , 4 . , 6
 . 3 . 5
 26,3%.
 , 6 . 3
 - 42,9%. 13 .
 . 2016 . 49 ,
 19
 29 1 .
 29 , 1
 .200 5
 ,
 ” ” ” ”.
 11 42 - 85,7%,
 , 4 , 6
 , 21 , 1
 20 . 7 .
 28 , 66,7% 3
 . 9 .
 2015 .
 127 , 12
 115 .
 2015 . 106,
 83,5%.
 2017 .,
 ,
 . 2016 .
 ,
 .

4.7.

2018 .		39 .	
23 .	-	- 26 .,	: 3 .
		34 .	, 87%, 4 .
		30 .	
			5
13%.		, 18 .	3
- 53%.			6 . .
2017 .		16 .	
11 .	-	- 14 .,	: 3 .
		3 .	, 18,8%, 1 .
		2 .	
			13
81,3%.		, 2 .	3
- 66,7%.			2 . .
2016 .		4	
8,	2		
	2		
		6 ,	75%,
2		, 1	, 3
			2 .

3 , 50% 3

4 .

2018 ., 2017

- § 19 , 18.07.2017

2016 .

/ /

4.8.

2018 . ,

12 . , :1 .

, 9 . , 2 . .

12 , 3 1 . .

2017 . ,

2 . , .

1 , 3 .

2016 .

4 ,

4 , 3

, 1 . 4 3

1 .

4.9.

			2018		
210	,	195	.	-	,9
				6	.
			201	.	95,7%.
			,	3	, 4
		, 16	.		.
				9	, 4,2%.
		201	.	,	3
189	.	, 94%.			
		2017	.		231
	208	.	-	,	20
				3	.
		222	.	,	96,1%.
		,	4	.	, 14
				4	.
				9	, 3,9%.
		222	.	,	3
187	.	, 84,2%.			
	2016	.		180	, 9
				,165	6
				160	, 88,9%,
	133	,	5	, 4	
				, 18	
					20
		156		3	.
				2	.

2272 3 .
 .417 375 . ,
 328 . - 47 . - .
 375 . , 3 .
 2016 . **1782**
 , 1 ,
 1598 183 .
 1781 ,
 1295 .410 ,485 .417 1
 .420 .
 1780 , 1654
 , 3 , 10
 , 113 .
 1780 2 .
 3
 11 ,
 99,8% .
 , 1/3
 2018 ., 2017 .
 2016 .
59% 2018 . - **71%**
 .
 2017 . 66%
 80% , 2016 .
 - 58% 52% .

4.11. , 1393/2007 ,
 1206/2001 ,, 650/2012 .
 861/2007 ,, .25 1965 .
 2018 . 8 .
 1393/2007 . 7 . , 1 . - .
 - : 8 .
 8 . ,
 100%.
 2017 . 7 .
 , 1 . -
 1393/2007 .
 2016 . 2 , 2
 , 1 .
 2
 1393/2007 .

4.12. -

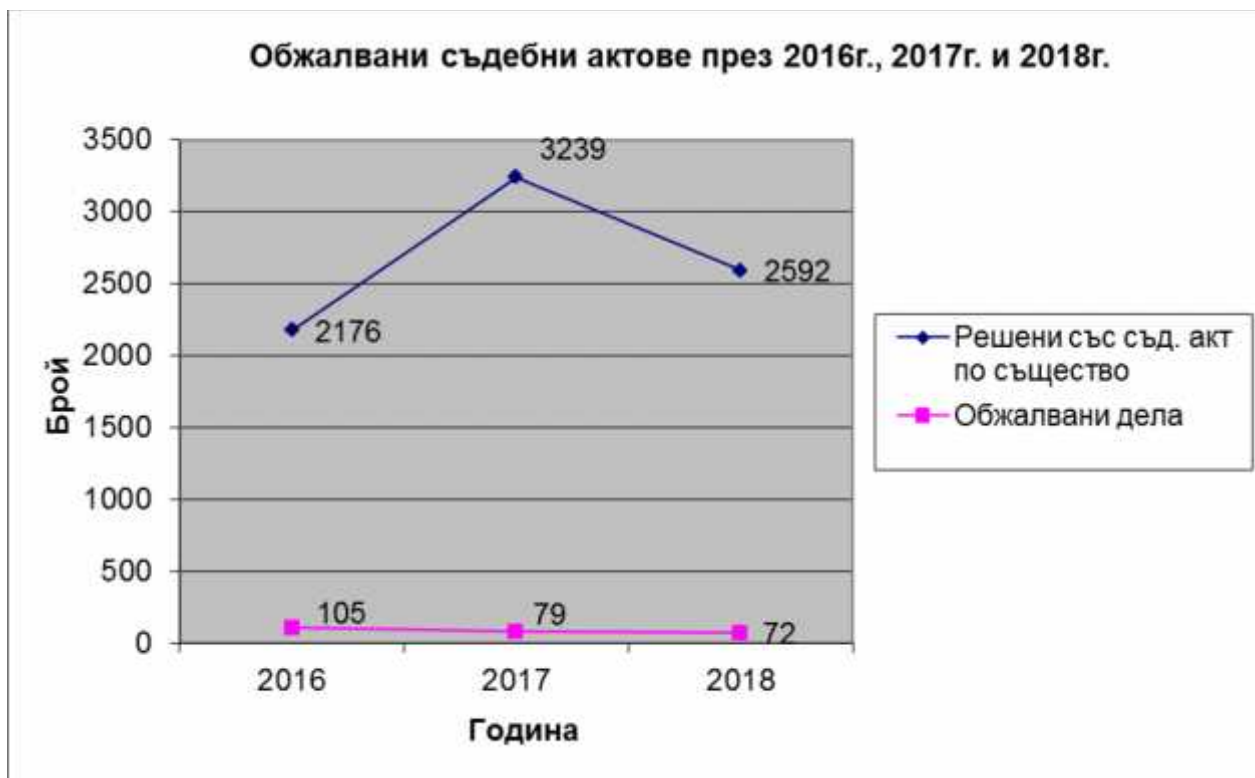
2018 . 1 . ,
 2018 .
 2017 . .
 2016 . 1 . , .

5.

:
 2018 . - 93% ,
 . - 1924
 , ,
 . 2017 . / 2650 ./,
 .
 / , /.
 :
 / - , -
 / .
 /,
 . ,
 . ;
 / ,
 / -
 . 47 ,
 01.09.2018 .
 . 62, . 2 , , . 86/2017 . ;
 / -
 - ;
 / -
 ,
 ;

8.

Година	Решени със съд. акт по същество	Обжалвани дела
2016	2176	105
2017	3239	79
2018	2592	72



9.	.			
		2018	.	66
		- 48	.	, 10
		. 310	, 4	, 1
		3	.	.
	34	, 51,5 %	,	.
		, 19	, 28,8% -	13
	19,6% -	.	.	.
				32
				, 20
	- 62,5%		, 7	/35%/ -
		5	/25%/	.
				, 3
			. 310	, 6
	50 %, (16,6%)			, 1
			2	.
	2018 .			28
		11	, 11	.
				, 6
		39%	.	.
				.
		2017	.	
81		- 56	.	, 12
.		. 310	, 3	, 4
		6	.	.
	47	, 58 %	,	.
	, 19	, 23,5% -		15
	18,5% -	.	.	.
				47
				, 39 -
	83%		, 11 -	.
6 -		.	.	.
			. 310	, 12
	, 58,3%,			, 7
				, 2

(16,7%)

3 0 ,

2017 . 22

. 13 , 8

, 1

59%

2016 . 54

. 32 (59,3%), 8

, 1

, 10

, 3

59%

2016 . 30

. 13 , 14

, 2

1

,

43%

6

10.

:

- 2018 .,

119

,

10

, 4

, 10

, 95

.410

.417

0

393 .	. 410	. 417	.
	.		
712	, 91 .	, 9 .	
. 310	, 2 .	, 40 .	
	570 .	. 410 . 417 .	
	.		
			733
	, 94 .	, 10 .	
. 310	, 4 .	, 52 .	
573 .	. 410	. 417 .	
	.		
715	, 86 .	, 15 .	
. 310	, 4 .	, 39 .	
	571 .	. 410 . 417 .	
	.		
			469
	, 25 .	, 6 .	
. 310	, 0 .	, 32 .	
406 .	. 410	. 417 .	
	.		
2016	.	:	
	-	305 , 49	
, 8	.310	, 1 , 19	
	, 228	.410 .417	0
	.		
	-	423 , 61	
, 14	.310	, 2 , 28	
	, 317	.410 .417	1
	.		
	-	420 , 60	
, 13	.310	, 1 , 34	
	, 312	.410 .417	0
	.		

3

2018 .

2017 .

				:	
		-	207	,	42
, 9	.310	,	3	,	18
	135	.410	.417	.	
		-	494	,	48
, 8	.310	,	1	,	42
	, 395	.410	.417	.	
		-	757	,	130
, 10	.310	,	4	,	
43		570	.410 .417	.	
		-	796	,	145
, 13	.310	,	4	,	61
		573	.410 .417	.	
		-	755	,	120
, 18	.310	,	4	,	42
		571	.410 .417	.	
		-	485	,	39
, 7	.310	,	0	,	33
	406	.410	.417	.	

2016 .,

				:	
		-	321	,	63
, 10	.310	,	1	,	19
	, 228	.410	.417	.	
		-	117	,	23
, 8	.310	,	0	,	11
	, 75	.410	.417	.	
		-	440	,	73
, 15	.310	,	2	,	31
	, 318	.410	.417	.	1

				- 73	.	
			-	704	,	79
, 16	.310	, 0			,	, 38
	, 571	.410	.417		.	
		, 664	3-			94,3%.
	652	, 52				
				- 51	.	
			-	483	,	37
, 7	.310	, 0			,	, 33
	, 406	.410	.417		.	
		, 435	3-			90,1%.
	438	, 45				
				- 2	.	
2016 .						
				-	291	, 35
, 9	.310	, 0			,	, 19
	, 228	.410	.417		.	
	278	3-				95,5%.
270	, 21		30			
				-	117	, 23
, 8	.310	, 0			,	, 11
	, 75	.410	.417		.	
	113	3-				96,5%.
102	, 15					
65						
				-	403	, 47
, 10	.310	, 2			,	, 27
	, 316	.410	.417			1
			387	3-		
96%.		375	, 28			37
				-	407	, 52
, 12	.310	, 0			,	, 31
	, 312	.410	.417		.	

365	391	3-	96%.
, 42		32	
.			
		—	440 , 89
, 12	.310	, 2	, 21
	, 316	.410	.417 .
386	383	3-	87%.
, 54		53	
.			
		—	442 , 89
, 8	.310	, 1	, 31
	, 313	.410	.417 .
402	400	3-	90%.
, 40		29	
.			
		—	307 , 49
, 12	.310	, 1	, 25
	, 220	.410	.417 .
276	296	3-	96,4%.
, 31		18	
.			

13.

2018 .

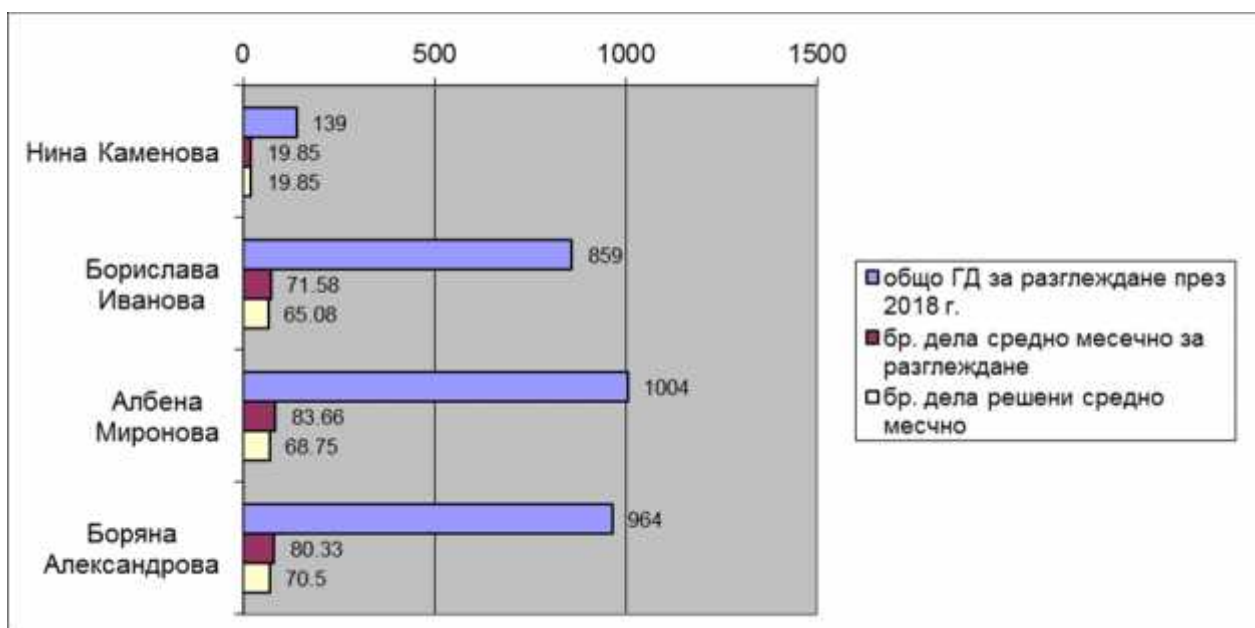
		7	3	139
19,86		,	139	,
	19,86	.		
			12	859
71,58		,	781	,
	65,08	.		
			12	1004
83,67		,	825	,
	68,75	.		

			12	,	964
80,33		,		846	,
	70,5	.			
			2017 .:		
			3	10	207
62,73		,		163	,
	49,40	.			
			8	26	494
56,14		,		493	,
	56	.			
			12		757
		,			63,1
		.	673	,	
	56,1	.			
			12		796
66,3		,		723	,
	60,25	.			
			12	,	755
62,9		,		704	,
	58,7	.			
			9	12	,
485		,			
	52,2	.			483
			51,9	.	
	2016	:			
			10	15	
			321	,	
30		,		291	,
	27	.			
			6		
	117	,			19

		117		19
		12		
	440			36
		403		33
			12	
36		439		403
	33			
			12	
41		493		407
	34			
			12	
39		471		442
	37			
			12	
27		325		307
	25			

2018

:



, V
 , 2016 .
 V . - 2018 .
 - 2017 2016 .

, 01.01.2018 . 30.04.2018 .

2015 .

26.04.2018 .

01.05.2018 .

:

) 100%

/

/ -

;

)

20 %

)

;

100%

)

;

20 %

;

, 03.08.2018 .

01.05.2018 .

1.

2018 .

547

1 .,

– 3 . 2 .
 130 – ,35 . .78 ,6 – 158 – ,
 13 .222 .223 205 – .

2017 .

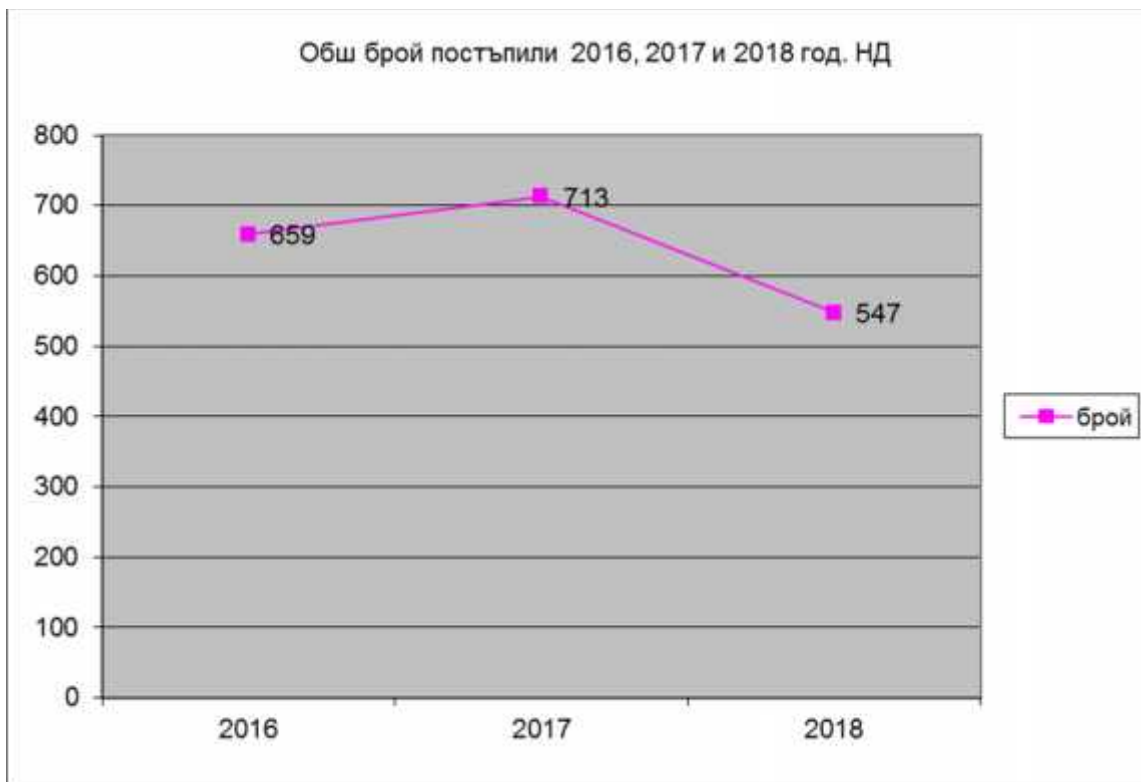
713

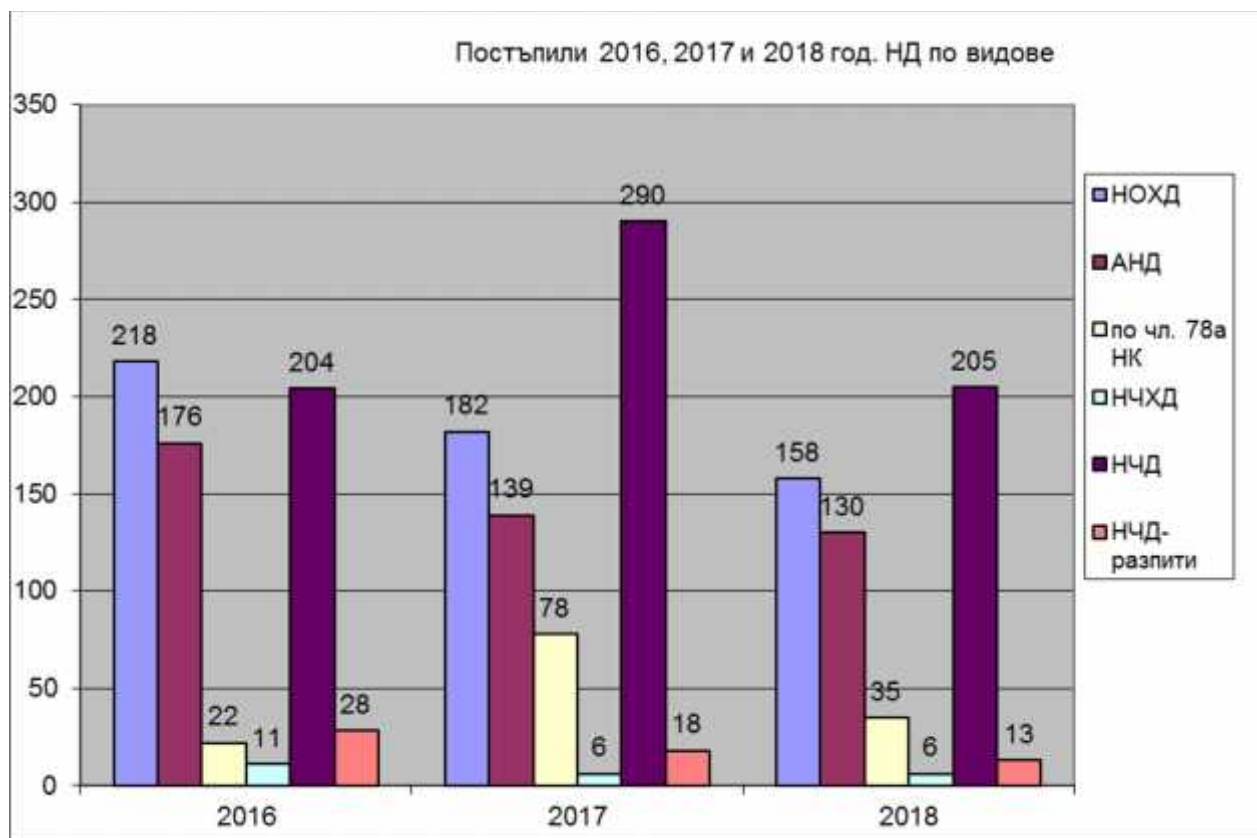
4 , 182 – ,139 – ,78 .
 .78 ,6 – 290 – 18
 .222 .223 .

2016 .

659

218 - ,176 - ,22 .78 , 11
 - 204 - 28
 .222 .223 .





2017 . 2016 .

2.

2018 .

646

99 .

- 195 , 37

- 10 , 4 ,

- 41 .78 , 6

- 205 , ,

- 13 ,

- 182 , 52 .

		2017 .	-	
	806	,		93
				:
-	226	,	44	
-	8	,	2	,
-	82	.78	,	4
-	296	,	6	,
-	18			,
-	176	,	37	.

	2016 .	-		737
			78	.
				:
-	247	,	29	
-	13	,	2	,
-	22	.78	,	
-	207	,	3	,
-	28			,
-	220	,	44	.

3.

		2018 .		529
				,
				:
-	162	.	,	
-	7	.	,	
-	37	.78	,	
-	197	.	,	
-	13	.	-	,
-	113	.		.

3 – 394 74,48%.
 117 , :

- 33 . ,
- 3 . ,
- 8 ,
- 4 . 78
- 69 . .

2017 . 707 ,
 :

- 189 . ,
- 4 . ,
- 76 . .78 ,
- 296 . ,
- 18 . – ,
- 124 . .

3 – 627 89%.
 99 , :

- 37 . ,
- 4 . ,
- 0 ,
- 6 . 78
- 52 . .

2016 . 644 , ,
 :

- 203 , 11 ,
- 18 .78 ,
- 201 ,
- 28 – ,
- 183 .

3 – 561 87%.
 ,4 78 37 . 93 , 44 , 2 , 6

– 2018 .

529

385 ,

2018 .,

- :
 - 45 . ,
 - 4 . ,
 - 35 . .78 ,
 - 179 . ,
 - 13 .
 - 109 . .

707

2017 .,

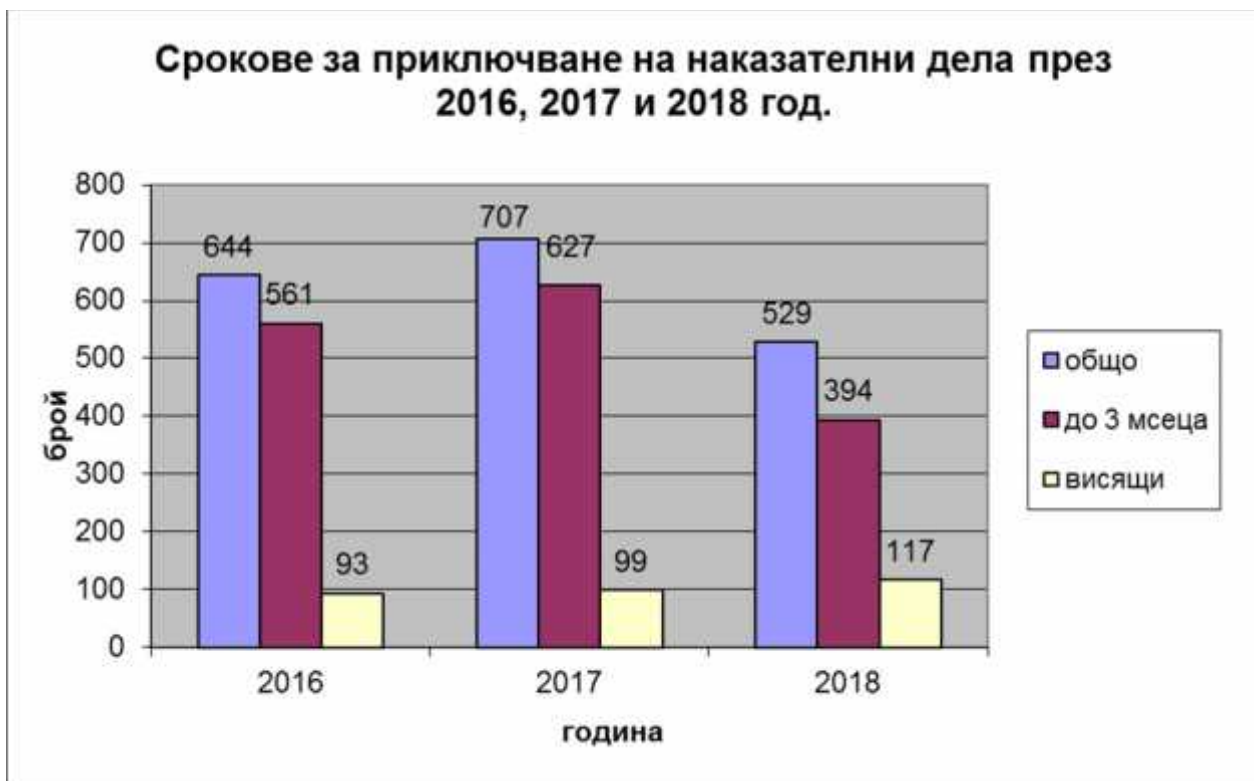
543 ,

- :
 - 59 . ,
 - 1 . ,
 - 75 . .78 ,
 - 277 . ,
 - 17 .
 - 114 . .

2016 .,

644
477 ,

: 85 , 4 , 17 .78 , 182 , 27
162 .



3.1.

2018 . - 158
, 3 , 1

2018 . 195 . 37 ,

2017 . 4 .
182 , 3

			44 ,
	2017 .	226 .	
	2016 .		218
	4	,9	
	3		,
			29
	2016 .	247	
			-
	2017 .	2016 .	
3.1.1.		(5).
	2018 .		
1.		V	-
			46 .
			14 ,
	60	,	:
- 5 .	-	5	.194,
.1 ;			
- 19 .	,1 .		
5 .	-		,
		25 .	
- 4 .	-	.195, .1 ;	
	4		.196, .1 ;
- 0 .			0
	.197	;	
- 0 .			0 .
	.198	;	

- 0 . 0 .
 .205 ;
 - 3 . 3 .
 .206 ;
 - 4 . 3 . -
 , 7 .209
 ;
 - 1 . 1 . -
 , 2
 .210, .1 .

2. 2018

-
 ,
 81 . ,
 11 . , 92 . ,
 :
 - 2 . - 2 .
 .343, .1, ., ” ” ;
 - 1 . .343,
 .3, ” ” ;
 - 2 . 2 .
 .346 ;
 - 4 . 1 . -
 , 5 .
 .354 , .3, .4 .5 ;

3.

:
 - 3 . 5 .
 , 8
 - ,
 2 . 3 . ,
 , 5 .
 .129 ;

- 5 . 1 . - 6 .
 , ;
 - 4 . 1 . 5 .
 V - ,
 ;
 - 7 . 4 . - 11 .
 V - ;
 - 2 . - 2 .
 V - ;
 - 5 . 5 . -
 ,
 1 1
 .325, .1 ;
 - 4 . 1 . 5 .
 - .

2017 .,

:
 1. V -
 - 54 ,
 21 75 ,
 :
 - 3 . 1 . -
 , 4 .194, .1
 ;
 - 22 . 10 . -
 , 32 .
 .195, .1 ;
 - 16 . 3 . -
 19 .196, .1
 ;

- 1 . 1
.197 ;

- 5 . 5 .
.198 ;

- 1 . 1 .
.205 ;

- 1 . 2 .
, 3 . .206
;

- 4 . 1 . -
, 5 .209 ;

- 2 . .210, .1
;

- 1 . .212, .1 .2 ;

2. -
86 . ,
9 . ,

95 . , :
- 1 . 1 . -
, 2 .
.343, .1, .,, ” ” ;

- 1 . , .343,
.3, ” ” ;

- 2 . 2 .
.346 ;

- 3 . 1 . -
, 4 .
.354 , .3, .4 .5 ;

3. :
- 7 . 4 .
, 11
- , 1 .

. 3 . , .128, .1 3
 - 2 . 6 . 1 . - .129 ;
 , 3 .
 - 9 . 2 . ;
 , 11 . V
 - 15 . 4 . - ;
 V - 19 . ;
 - 3 . 3 . - 6 . V
 - ;
 - 2 . 3 . -
 1 1 .325, .1
 ;
 - 3 . 3 .
 - .

2016 .
 1. V - -
87 , 21
 108 , :
 - 6 6 .194,
 .1 ;
 - 43 53
 .195, .1 ;
 - 20 26
 .196, .1 ;
 - 2 3
 .201 ;
 - 1
 .202, .1, .1 .2 ;

- 2 2
 .206 ;
 - 1 1 .207
 ;
 - 3 4
 .209 ;
 - 3 3
 .210, .1 ;
 - 1 1 .212,
 .1 .2 ;
 - 1 1 .214,
 .1 .3 ;

2.

82 ,
 4
 86 , :
 - 4 4
 .343, .1, ., ” ” ” ;
 - 4 6
 .343, .3, ” ” ;
 - 2 2
 .346 ;
 - 5 5
 .354 , .3, .4 .5 ;
 - 1 2
 .354 , .1 .

3.

- 11 12 :
 - 8 .
 9 .
 .129 ;
 - 11 11
 V - ;
 - 10 10
 V - , ;

- 5 5

1 , 1

1 .152, .1 , 1

1 .152, .3 , 1

1 .159 ;

- 5 6

V - , 1 .280

;

- 3 3 -

2 2 , .325, .2, .3

.4 ;

- 4 6

-

3.1.2.

0200 1500, 2018 . 162 , 83%

195 .

- 85 , .

44 , :

- 9 ,

- 6 ,

- 5

- 4 ,

- 4 ,

- 3 , ,

- 1 ,

- 1 .

2017 .

- 84 ,

61 , :

- 15

- 10

- 6

- 6

- 2

- 2

- 2

- 1

2016

0200

1500,

203 ,

82%

247

-

87 ,

77 ,

:

- 8

- 8

- 7

- 6

- 4

- 3

- 3

3.2.

2018 .

6

4

2018 .

10

7 ,

4

3

2

3 .

2017 .

6 ,

2 2017 . **8**

4 , 1 3

4 . 2

2016 . 11

, 2016 . 13

2018

., 2017 .

3.3 .78 .

2018 . 35

.78 .

6 .

2018 . **41** .78 .

37 , **35**

2 .

37 , 90%

2017 .

78 .78 .

4 .

2017 . 82 .78 .
 2017 ,, .78
 76 , 75 1
 . . 75 , 92%
 .
 2016 . 22
 .78 ,
 2016 . 22 .78 .
 , -
 .78
 ,
 2016 .
3.4. .
2018 .
127 , .
119 , **119** ,
 102 17 .
8 .
2017 .
155 , 5 .
 2017 . **160** .
 160 , 159 ,
 142 18 .
 .
2016 . . **68** ,
 3
 2016 . **71** , **66**
 , 48 18 .

2017 . , 2016 . ,

3.4.1.

.24 , **2018 . - 1**

2017 .

2 ,

2016 .

3

2016 .

3 ,
2

1

3.4.2.

.85-88

2018 .

-

5

2

, 3

2017 .

8

4

, 4

2016 .

4

, 1

2016 . 5

3.4.3. .23 - .27 .

2018 . 7
 .23 27 ,
 7 .
 3 , 3
 4 .
 2017 .
 15 .23 27 , 1
 16 .
 16 , 14
 2 .
 2016 . 12
 .23 27 ,
 12 , 11
 , 8 , 3
 1 .
 2017 . 2016 .,

.89 .

3.5. .

2018 . 91
 ,
 2018 . 91 .

91 , 1 , 90

2017 .

153 , 1

2017 . 154 .

154 , 152
2 .

2016 .

164 ,
163
161 2

.222 .223 1

24.00 .

2018 .

2000 3000, 218 ,

218

210 , -
192 18

3.6.

2018 .

130 , 52

182 .

113 69 .

, :
 - 55 ,
 9 64 .
 33 , 11 2 , 20 , 0
 , 31 .
 - 2 , 2 .
 , 1 .
 . ,
 - ” ” 2 1 3
 . 2 , 1
 1 .
 - 1 1 ,
 2 , 1 1 ,
 - 6 ,
 4 10 .
 4 6 , 2 ,
 - 4 .
 2 ,
 2 4 . , 2
 - 2 . 6 1
 3 , 7 .
 , 1
 .

2 2
 , 4 . 3
 , .
 4 .
 . 4 .
 .

2016 . . **176** ,
220 . **44**
2016 . **183**
37 .

42 , :
 6 48 . 37
 , 8 , 5 , 20 4
 . 11 .
 6 ,
 8 14 . 14
 , 12 2 .
 .
 2 2 .
 1 , 1
 .
 4 4 .
 .
 ” ” 8
 8 . 5 , 2 , 1
 , 2 3
 .
 1 1 . 1
 ,
 .

2 , 2 .

2 , 18 , 23 . 19

5 , 3 , 1 , 13 , 4 .

1 , 1 .

15

12 15 . 13 , 1 ,

2

9 . 9 .

2017 . 2016 .

4.

:

– 22 , : 3 , 0

, 1 .78 , 13 5 .

4 , 23 .78 , 90 84 . : 103 ,

– 106 , : 25 , 1

, 6 .78 , 54 20 .

– 115 , : 27

, 1 , 5 .78 , 61 21 .

4

, 2018 .

5.

:

5.1			-	36	,	: 6	,0
,2	.78	,13		15	.		
5.2.				-	338	,	: 115
,5	,27	.78		,90	101	.	
5.3.				-	139	,	: 39
,4	,7	.78		,54	35	.	
5.4.				-	133	,	: 35
,1	,5	.78		,61	31	.	

4

2018 .

6.

:

6.1.						36	,
: 6	,0	,2	.78	,13	15	.	
						30	,
. . 0	,0	,2	.78	,13	15	.	
	6	.					
	3-		19	,	52,8% .		

6.2.

2018 .

249	,	: 94	,3	,23	.78	,85
44	.					163
, . . 23	,2	,21	.78	,75	42	.
10	2	86	, . . 71	,1	,2	.78
	.					
	3-		188	,	75,5% .	

89 : 21 , 2

,4 .78 ,5 57 .

6.3.

: 33	,3	,7	.78	,54	28	.
						95
. . 11	,1	,7	.78	,49	27	.
	30	, . . 22	,2	,5	1	.

3- **86** , **68,8%**.
 14 : 6 , 1
 7 .
6.4.
119 , : **29** , **1** , **5** .78
,58 **26** .
97 ,
 . . 11 , 1 , 5 . 78 , 55 25 .
 22 , . . 18 , 0 , 0 .78 , 3
 1 .
 3- **101** , **84,8%**.
 14 : 6 , 3
 5 .

4

2018 .

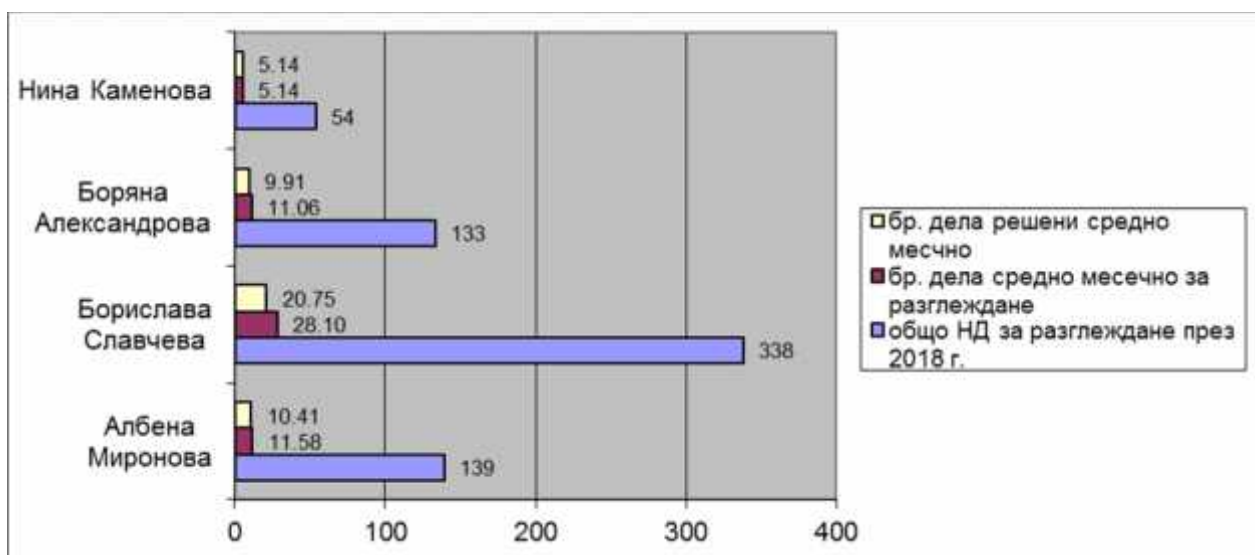
2018 .

					3 .	
	22	36	36	30	19	0
	304	338	249	163	188	89
	106	139	125	95	86	14
	115	133	119	97	101	14

7.

2018 .

		7	3
	5,14	36	36
	5,14		12
28,1		338	249
	20,75		12
		139	11,58
	10,41		125
			12
	11,08	133	
	9,91		119



8.

2018 .

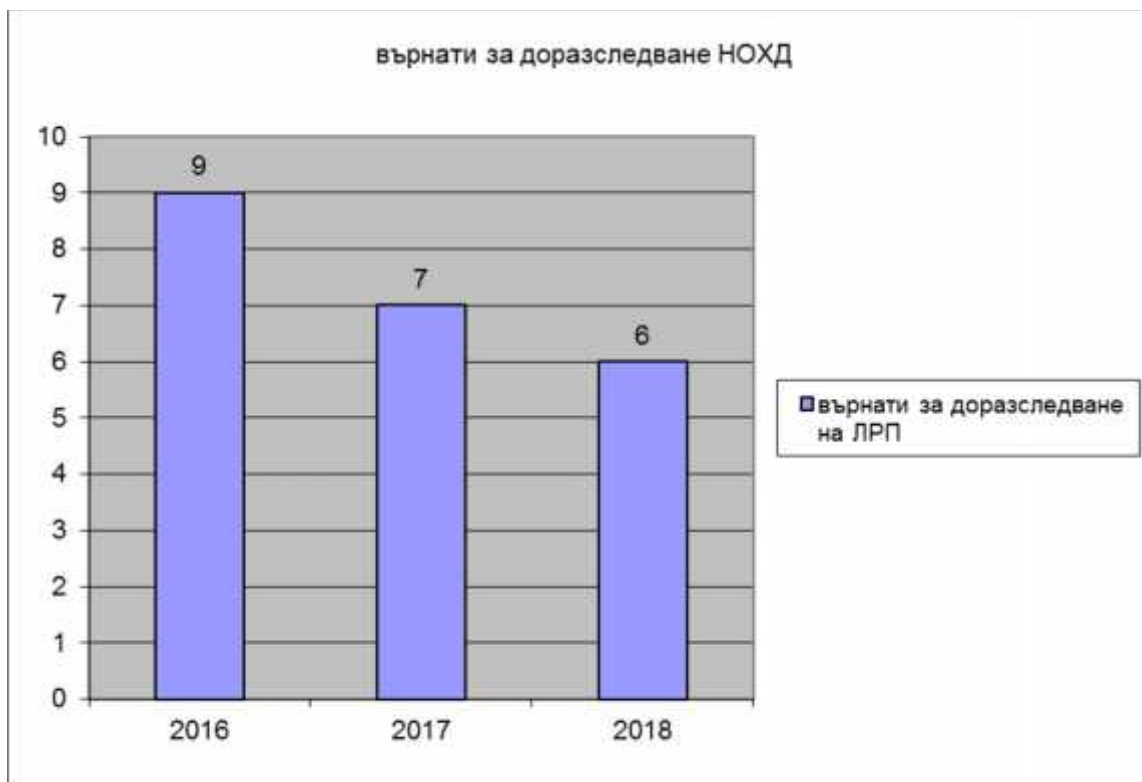
- . 6 , : 4 2 ,
6
2 ,

2017 .

- . 7 , : 6 1 ,
6 - , 1 -
3 ,

2016 .

. 9 , : 8 1 , 6 -
, 3
- 4 ,



385/2016, 105/2018, 233/2018, 431/2018
364/2018,

636/2017

671/2017

.78

1

2 2002 .

9.

V

”.

2018 .

51

XXIV

32,48%

157

51

9

42

2017 .

45

XXIV

23,81%

189

46

11

35

2016 .

29

28

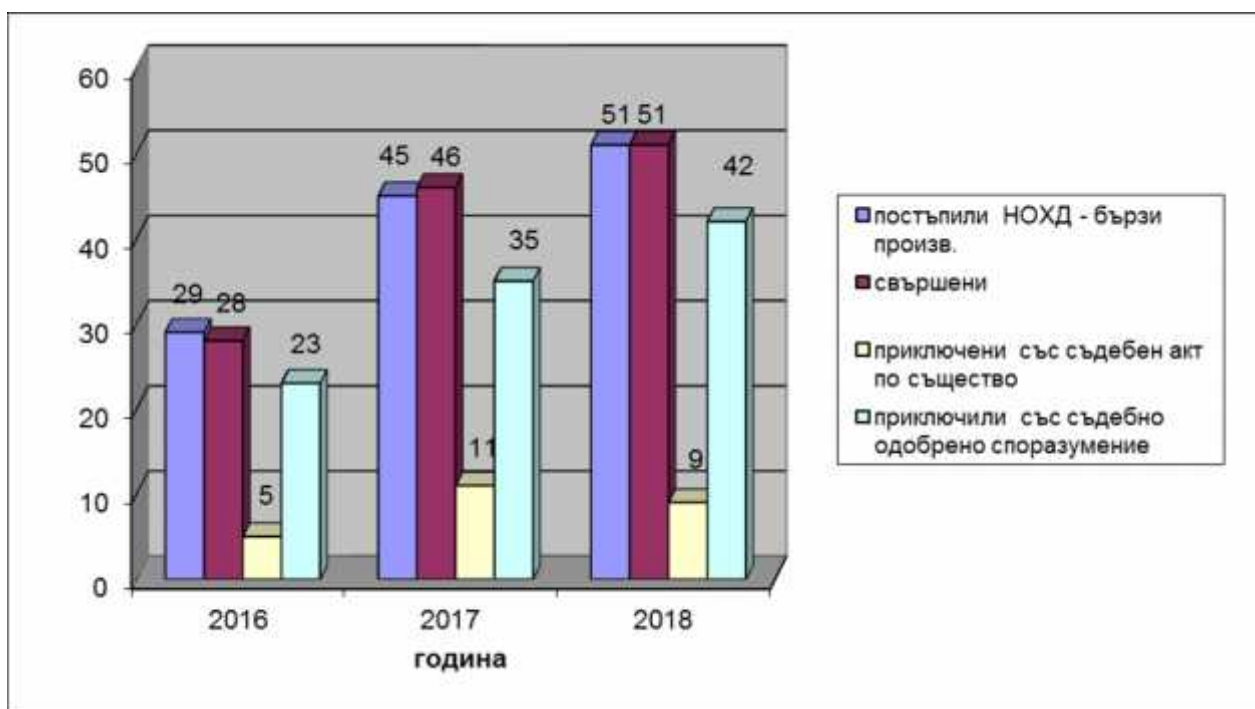
13%

218

5 23
1

2017 .

V ,



10.

V

” ”.

.XXV – , .63
2017 ., 2018 .

2017 . 7

2016 . 4

11. V -

2018 .
18 .
162 ,
11,1 % .

2017 .
27 .
2016 .
37 .

12.
V .

2018 . 1
2017 .
2016 . 2

13.

107 , 106 . 384, .1 26
.382 .
162
66 % .

17 123 , 106 . 384, .1
.382 .

108 , 93 . 384, .1 15
.382 .

XXIX ,

		.381		.384		
-		-	-		-	-
I	.	1	0	6	0	3
II	.	17	0	56	0	73
III	.	4	2	11	0	15
IV	.	2	0	16	0	16

14.

2018 .

- 7 , , :
- 612/2016, .158 , .1, . .
26, .1 / . , .27/2009 ./ .158 , .3, . .
1, . .26, .1 / . , .27/2009 ./.- 1
 - ;
 - 619/2016, .330, .1, . .20,
.2, . .63, .1, .3 - 2 ;
 - 133/2018, .234, .1 .-
 - 1 ;
 - 11/2018, .270, .1 -
 - 1 ,
 - 506/2016 - .339, .1 -
 - 1 ,
 - 380/2017 - 234, .1, .2
 - 1 ;
 - 445/2018 .- .345, .1 -
 - 1 ;

2017 .

10 , **8** , **1**

1 , :

- 459/2016 ., . 343 , . 2 -
1 ;

- 261/2016 ., . 195, . 1, . 4, 5
7, . .194, . 1, . . 18, . 1 - 1 ;

- 517/2016 ., . 345 -
1 ;

- 574/2016 ., .195, . 1, . 5, .
.194, . 1 - 1 ,

- 60/2016 .- . 339, . 1 -
1 ,

- 57/2017 .- . 196, . 1, . 2,
. .195, . 1, . 3, . .194, . . 18, . 1 - 1 ;

- 652/2016 .- . 210, . 1, . 2,
. .209, . 1, . . 18, . 1 - 2 ;

- 185/2017 ., . 339, . 1 -
1 ;

- 328/2017 .- . 296, . 1 -
1 ;

- 213/2017 .- .148, . 1, . 1,
. .146, . 1 - 1 .

2016 .

5 , :

30/2016 ., .129, . 1 -

2 , 145/2015 ., 3/2015 .,
.194, . 1 - 2 , 1 ,

.129, . 1 - 1 ,

230/2014 ., .316 . .308

- 1 395/2016 .

.131 - 1 .

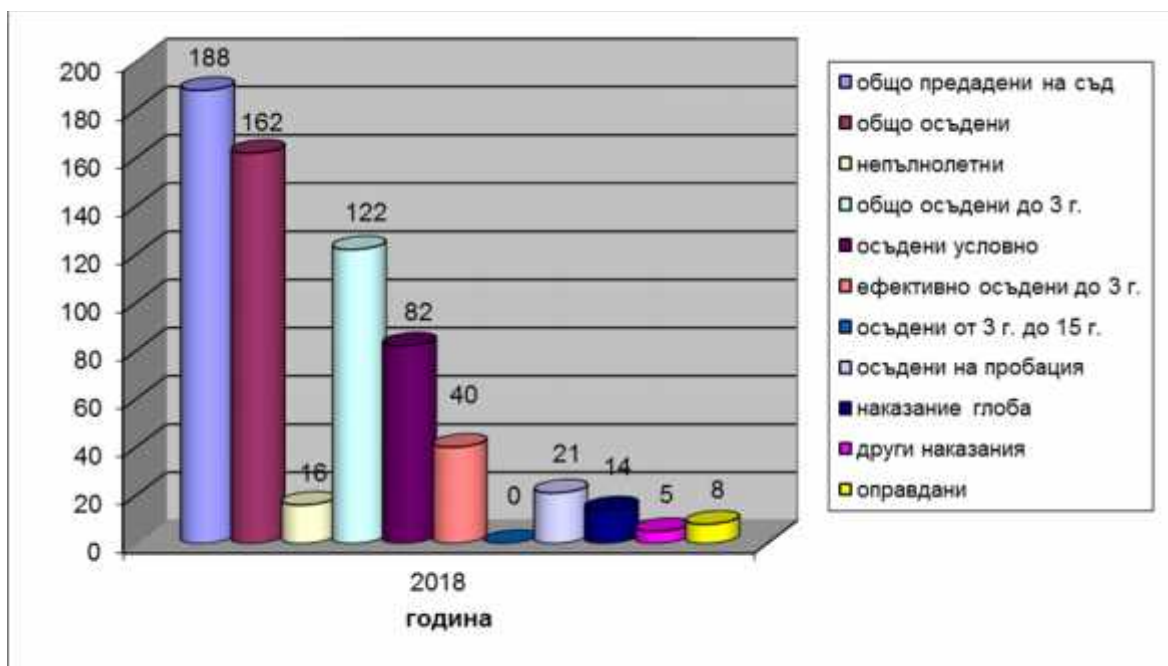
7 .

4 . 24 .
 17 27 .
 – .381-384
 131 .

63 %.

2016 . 261
 , 13 18
 .78 .
 237 , 8
 17 .78 .
 25 .
 3 176 ,
 113
 .66, .1 . 3 15
 2 . 21 .
 26 12 .
 – .281-384
 131 .

55 %.



				.66, .1 3/ / . 67, .4 , ,	
3.	..		69/2018 06.2.2018	” “ .42 ” “ .42 „ “ .2, .1 . 2 “ ” : ” “ ” “	: .195, .1, .4, .194, .1, .63, .1, .3 343 , .2, .1, .63, .1, .4 .55, .1 .2, “ “
4.	..		93/2018 27.02.2018	« », .66, .1 . .381, .5, .4 ,	: .346, .2, .1, ” ” .1 .63, .1, .3

				.67, .1 ,	
5.	. . .	V	342/2018 27.7.2018	” ”,	.345, .1 .343 , .2
6.		350/2018 1.8.2018	« », « » . .	.345, .2 .345, .1
7.	. . .		280/2018 20.6.2018	” ”,	.216, .1 . .63, .1, .4
8.	. . .		294/2018 27.6.2018	” “ ,	. .346, .2, .1 . .1, .20, .2 . .63, .1, .3 .58 , .4
9.	. . .		252/2018 08.06.2018	1./ “ ” ,	.195, .1, .3,4 7, . .194, .1, . .63, .1, .3

				2 / / 2./ “ ” .	
11.	. .	V	449/2017	30.10.2018 . 3 4 2	.195, .1 .5 . .194, .1 . .63, .1, .3 . . .26, .1
	. .			” ” 3 :1. 2.	
12.	. .		424/18	. .78 , .6 . .1	

				.2 .63,	.1 .4	.343 , .
	16			”	“	

- , .104 .

17.

2018 .

48

3 , 26 , 5 , 10
7 . 60

2018 . **7** , :
- **653/2016** . - . 209, .1
29.12.2016 .

20.07.2016 . - .
4.1.2017
01.02.2017 .

. 02.03.2017 .

29.12.2017 .
13.02.2018 .,

’
“

15.11.2016 .

26.04.2018 .

02.10.2018 .

28.12.2018 .

06.02.2019 .

“ ”

“ ”

“ ”

“ ”

- **183/2017** . - . ,

11.04.2017 ., . 196, .1, .2, . .195,

.1, .4 5, . .194, .1 .

16.05.2017 .-

21.06.2017 .

13.07.2017 .

27

27.09.2017 .

05.10.2017 . V

V

21.11.2017 .,

24.01.2018 .

25.04.2018 .

18.04.2018 .

08.05.2018 .

. 20 .

21.06.2018 .

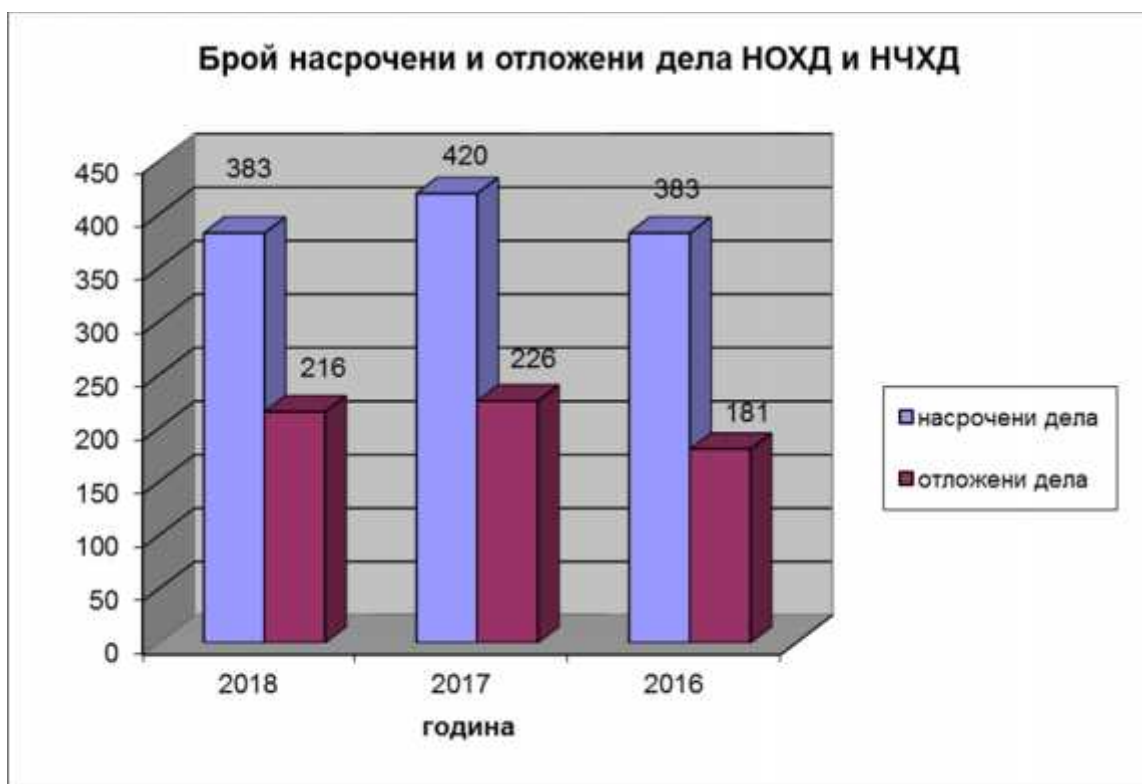
. 19.09.2018 . 20.11.2018 .
 - **195/2017** . 13.04.2017 .,
 . 209, .1, . .26, .1 . -
 04.07.2017 . 08.06.2017 .,
 04.07.2017 .
 V 26.07.2017 .
 .
 09.10.2017 . - - . .
 14.11.2017 . .
 .
 08.02.2019 .
 - **594/2017** . - . ,
 07.11.2017 ., . 131, .1, .4, .
 .129, .2 . .3, . .130, .1 .
 17.11.2017 . .
 23.01.2018 .
 21.03.2018 .
 .
 07.02.2019 .
 - **541/2017** ., - . .
 13.10.2017 ., . 195, .1, .3,4,5 7,
 . .194, .1 . .26, .1 .
 16.10.2017 . . 06.12.2017 .
 . 27
 .
 13.02.2018 .
 .
 14.02.2019 .
 - **437/2018** ., - . ,
 30.04.2013 ., 273/2013 .
 - . 04.11.2014
 . 20.03.2015 ., 132/2014 .
 .
 12.12.2016 ., 612/16 . -
 . . 158 , .1, . .26,
 .1 ; .159, .3, . .1, . .26, .1 , .159, .6 .

1, . . 26, . 1 . 159, . 6, . 1 .
 22.02.2018 . 01.10.2018
 ,, 44/2018 .
 . **10.10.2018** .
 . 14.01.2019 .
 - **185/2018** ,, - , ,
 21.04.2017 . .
 , 213/17 .
 31.10.2017 . 04.05.2018 .
 .
 . 12.09.2018 .
 17.10.2018 .
 07.02.2019 .
 2017 . **47**
 , :
 - 3 28 ,
 - 4 ,
 - 7
 - 8 .
 30
 .
 2016 . 44 ,
 : 3 22 ,
 12 ,
 9 **1** .
 30
 .
18. .
2018 . - , :
 - 4 . - ;
 , ;
 - 3 . : , ,
 ,
 .287,
 .7 ;

- 4 . , , , ;
 - 18 . , 11 . , ,
 .155 , 1 -
 , 2
 , 1 2
 .88 .

19.

2018 .	383	,	364
19 .	216	,	202
14 .	420	,	411
2017 .	226	,	219
9 .	383	,	356
2016 .	181	,	164
7 .			
17 .			



2018 . ,

- :
 - 20 ;
 - 1 ;
 - 0 .78 ;
 - 5 ;
 - 57 .

21. .

2018 . /

76

, :

15 ., 12 / / , 1 . -

, 2 . - 1 .-

;

- , - 5 ., -2

, 1 -

2- ;

- - 56 ., 37 - , 8 -

, 10

, 1 -

.

80%

, 66% ,

2018 . .

2017 .

/

104 , :

, 2 . - 36

., 22 , 6 . -

, 4 -

/ , 1 -

1 - ; 1 -
 - 22 ., - 19
 , 1 -
 1 - ;
 - 47 ., 33 - , 11 -
 , 2
 - 1 -
 .
 , **61%** , **70%**
 .

2016 .
 26 ,
 93 , 14 , 4
 .
65% , **71%**
 , 2016 .

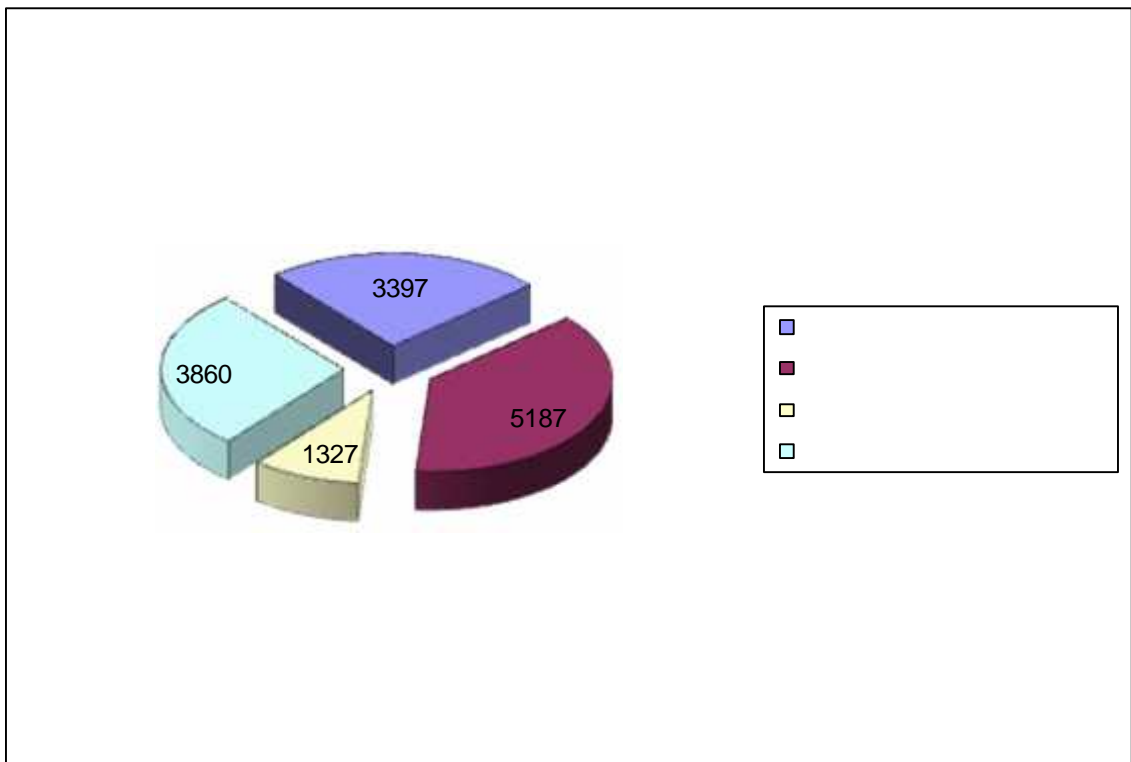
7

2018 .

V .

2018 .
3397 **5187**

1327 . 3860 .
 65 . .78 .
 83 . 46 .
 307 .
 24636



2017 .
 3844 5258 -
 1331 . 4721 .
 .78 , 374 . 94 . , 85 .
 34 .
 166 . .

2017 .

24329

2016 .

-

4168

5479

1305 . 4174 .

2016 .

365 .

,

49 .

.78

23955

77 .

48 .

2016 .

1 .

190 .

4 -

„

”.

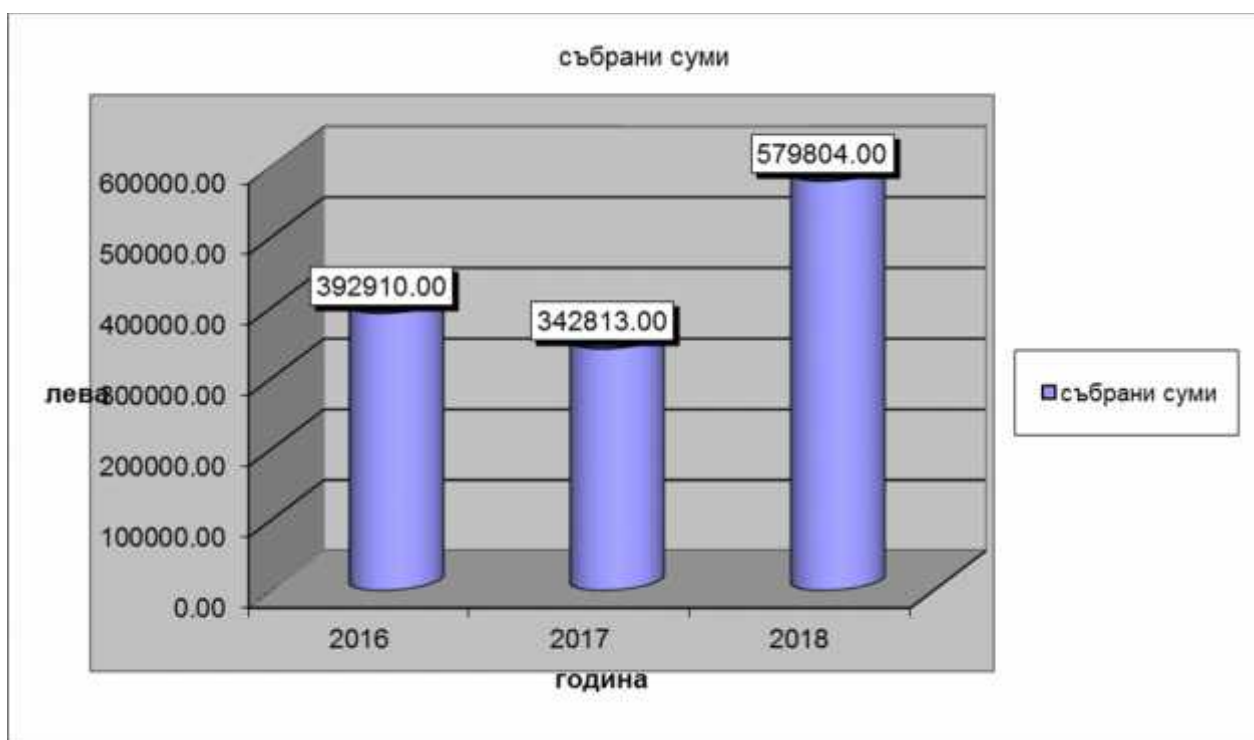
V .

-

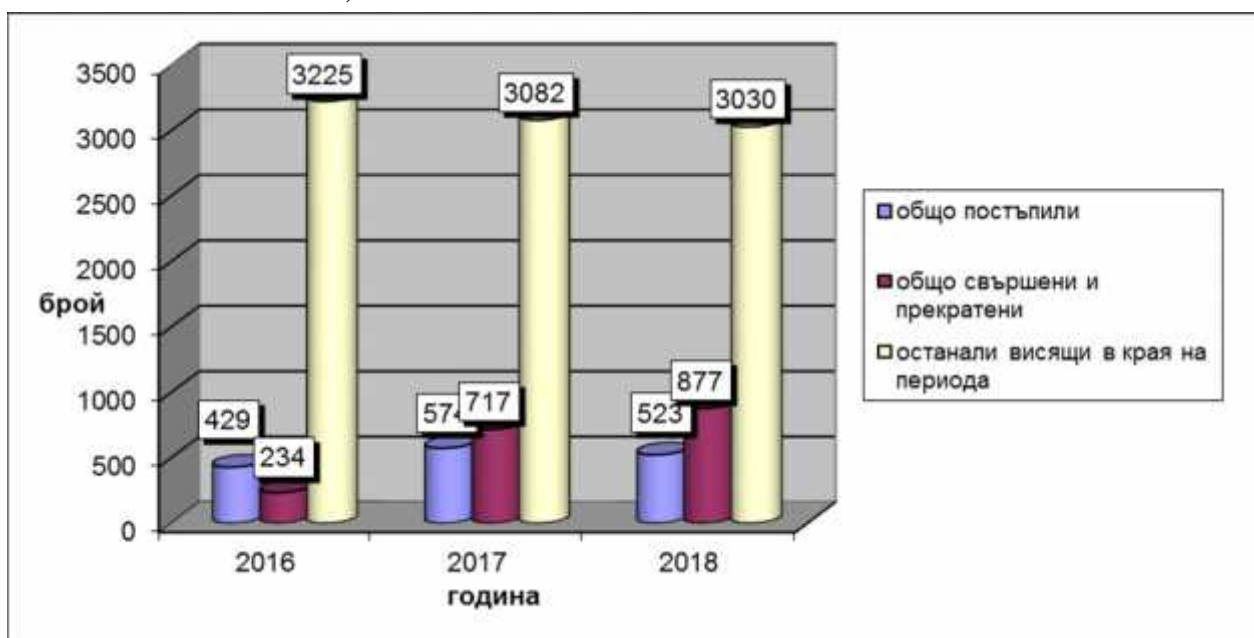
.68, .1, .4

.278

	2018 .		523
	, 1 202 802 .		172
	, 20 .		, 237
		, 40 .	
	, 14 .	, 2 .	, 0 .
	, 24 .	4 .	
			3082
3 605			/
877			
2728.			
	2018 .		
	579 804 .,		
	14 364 682 .		
4785,66 .		- ,	
67,06 .			
	2017 .		574
	, 1 221 152 .		209
	, 24 .		, 256
		, 80 .	
	20 .	, 4 .	, 2 .
, 54 .	, 5 .		
342 813 .,		16 943 977 .	
	2016 .		429
1 072 495 .,	62		
52 .		, 212 .	
	, 86 .		22 .
, 5 .		, 3 .	, 56 .
, 17 .			
392 910 .,		16 592 258 .	



2018



2018 .

:

- 262 .

491 822 . , / 353 .

395 048 .

905 . 5 262 897 .

-

261 . 709 773 . , /

524 . **184 756 .**

1823 . 8 745 909 .

2018 .

	<u>01.01.2018 .</u>							<u>31.12.2018</u>	
.	996	5716684	262	491822	353	395048	550561	905	5262897
.	2086	10993667	261	709773	524	184756	2772775	1823	8745909
	3082	16710351	523	1201595	877	579804	3323336	2728	14008806

:

- 9 .

69 . , 0 . 15 .

54 . , 711 . ,

,

: 896 .

,724 . ,621 .

6 . ,

1 .

- 5 .

33 . , 3 . ,

13 . 49 . 560 . ,

,

575 . : 845 . , 679
 1 , 5 . ,
 .487, .3
 . 114 .

2018 .

<u> / /</u>														
.	9	7	1	0	0	15	69	54	711	6	1	896	724	621
.	5	3	0	3	0	13	33	49	560	5	1	845	679	575
	14	10	1	3	0	28	102	103	1271	11	2	1741	1403	1196

’
 ,
 ,
 ,
 -
 -
 “JES”
 .
 .
 “
 ”
 -
 / /.
 ,
 ,
 .

-

2017 .

3 .

2018 . , - ,

11.01.2018 .

: - -

68, .1, .4 .

12.01.2018 .

68, .1, .4 ”

“

04.08.2015 . . .289, .1 ,

-

, 393 ,

577

, 404

2018 .

3161 **7956** .

2017 .

2879 9050 .

2016 . 3774

8531 .

	2016 .	2017 .	2018 .
	3774	2879	3161
	8531	9050	7956

2018 . ,

:

- - 22 ;

- 54 . ;
 - - 164 ;
 - - 2763 ;
 - / ,
 . , ,
 ,
 / - 4953 .

2263 .

717 . .

, :

1. :

) - 15 ,
) - 8 ,
) - 79 ,
)
) - 132 ,
) - , , ,
 , , , , -
 1272 ,
) , . - 1805 ,
) , - 100 .,
) - 7 .,
) - 40 .,
) - 105 .,
) - 6 , 2 . - 1 1
 ;
) - 384 ,
) - 1109 .



2.

:

) -4 ,

) -3 ,

) -30 ,

)

-76 ,

) - , , ,

, , , , . -

565 ,

) , . -861 ,

) , -46 .,

) -1 .,

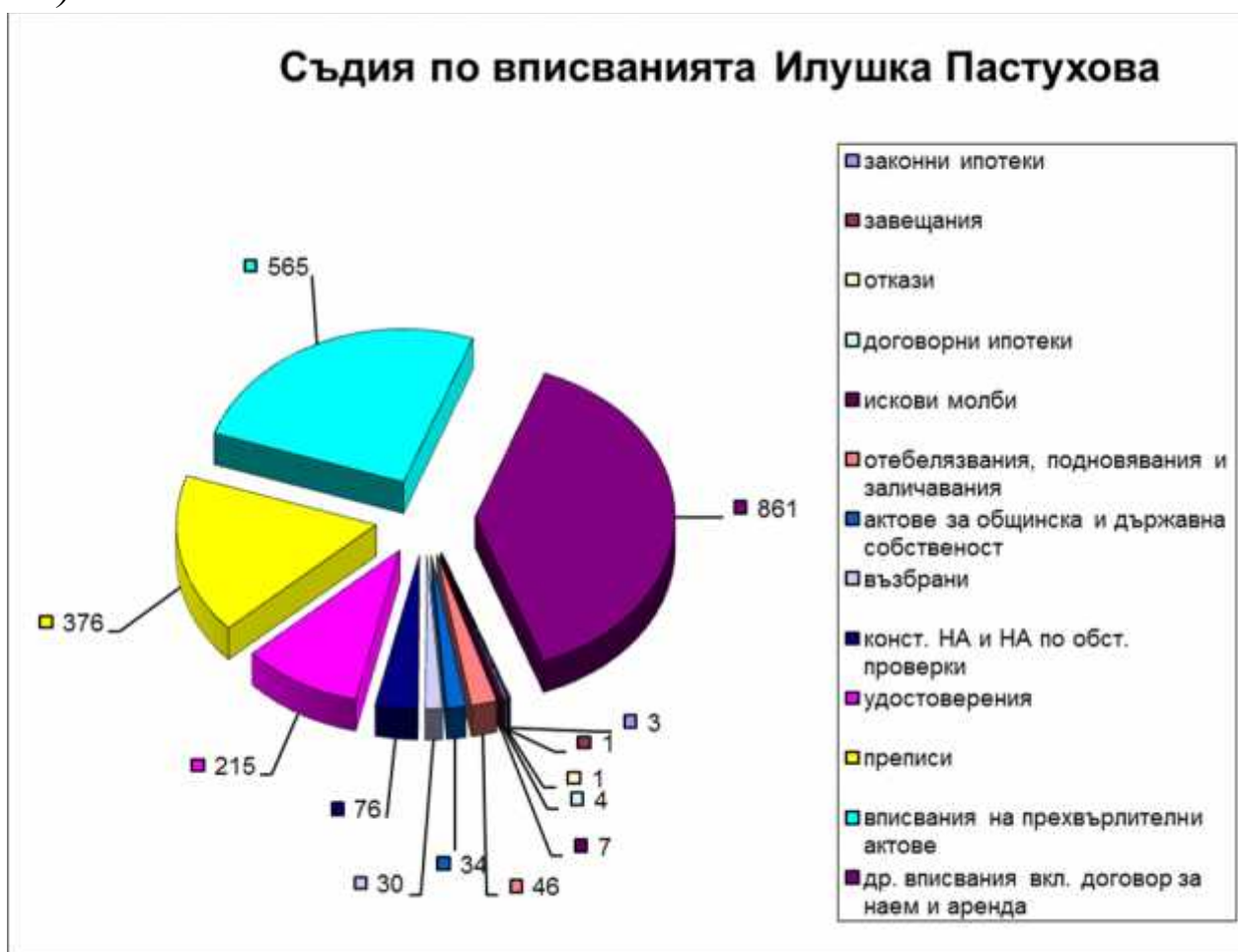
) -7 .,

) -34 .,

) -1 / , /,

) -215 ,

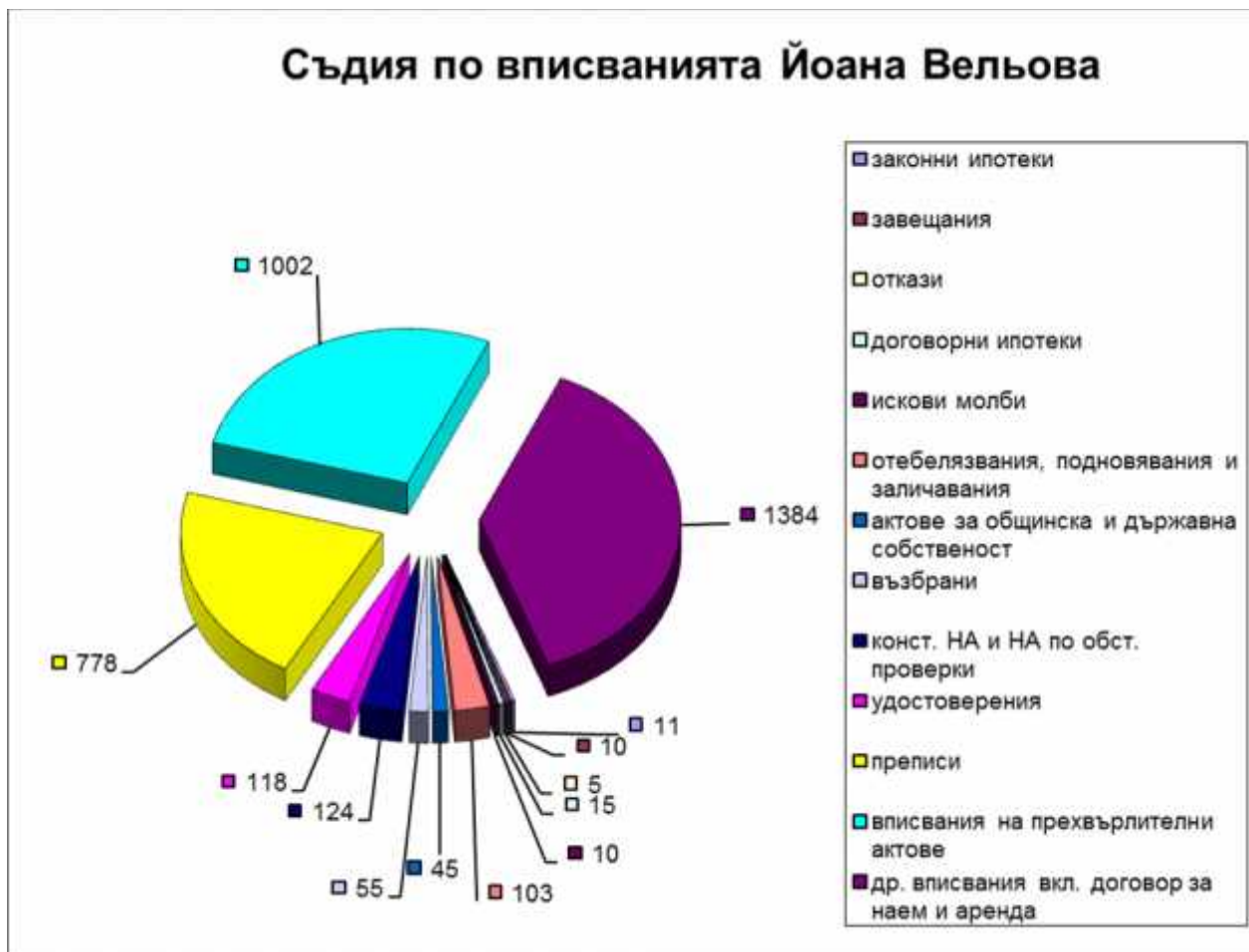
– 376 .



3.

) :
) – 15 ,
) – 11 ,
) – 55 ,
) – 124 ,
) – , , ,
) , , , . –
 1002 ,
) , . – 1384 ,
) , – 103 .,
) – 10 .,
) – 10 .,
) – 45 .,

) -5 , 1 . ,
) -118 ,
) -778 .



,
 2017 .
 - , **60/27.03.2018 .**
) : .
 .389
 .396 , ,
) :
 16.10.2018 .
 ,
 2017 .
 - , **60/27.03.2018 .**
) : .
 ,
60/27.03.2018 . - .
) :
 .434 .
) :
 .433, .1, .8 .
) :

)

. 265

2018 .

2017 .,

. 159

XI.

2014-2020 .
10/05.03.2015 .

2018

2018 .,

“

”

”

”

”

—

”:

”

-

”

44 30.07.2015 .,

,

,

34

29.09.2016 .

—

”

-

”

”

”

”

”

,

,

16.04.2018 .

—

”

”

,

-

”

”

2017/2018 .

—

”

-

”

”

”

:

-

”

”

”

-

”

2017/2018 .:

) _____:

- ;

) _____:

) _____:

1.

07.12.2017 .

/

2.

16.01.2018 .

3.

16.04.2018

2018 .,

)

-

;

)

,

)

-

”

”

,

”

-

”

”

;

)

”

-

“

22

2017/2018

20.03.2018 .

,

-

-

-

:

I

«

»

II

«

»

III

«

»

: «

,

....»

-

32 .

.

,

,

.

4.

10.05.2018 .

”

“

.

,

”

“

2018 .

62/15.12.2015 .

05.11.2017 .

— . .384 .

.” ” 8.

3747 04.06.2015

. .387

3822 24.06.2016

75 . .,

.387

1 302 2 3 659 2,

: , , , , 2
 , , / , 2 .
 - , - ,
 ” ” , ,
 -4 .. , .
 : , ,
 -5 , ,
 - , . , -
 -2 , , -2 , -7 .
 : , , -
 . , , -
 .

PVC ,

ALU . / /

30.12.2016 .

24 27 2017 . 70 200

- 2 .

31.07.2018 . 9079088
.20, .3 -

” “ .

” “
07.08.2018 . -

13.08.2018 .

13.08.2018 ., : 13.08.2018 .
11,00 . 13.08.2018 . 13,00 .,

1 20.09.2018 . -
- , .20, .3,

.2 " -

VIADRUS G300

300 kW / , De Dietrich
/ , De Dietrich

” .

“ ”
 , 66 418, 00 79 701,60
 ,
 , - .
 ,
 ,
 .

12 . ,
 , 2007 ., : 6 .
 , 2 . , 5 .
 .

2018 .
 14 418 .

” “ - 1 . - 1 .
 , 3 .
 ” “, 3 .
 , 10 . ,
 .
 - .
 3 .
 , 25 . , 4 .
 () 2 .
 .
 2012 ., ,
 ,

		ESET Endpoint Antivirus	
		2018	
V.			
	2018		
1.		–	371,41 12
	2017		
	236,42, 12		
2.		–	329,39, 12
	2017		
	191,66, 12		
3.		–	300,65, 12
	2017		
	203,68, 12		
4.		–	37,66
	01.01.2018 . 03.08.2018 .		
			– 2017 .,
			49,06,

, (12).

.7

.10, .1, .12, .1, .2, .3

62/16.12.2015 .,

15/24.03.2016 .

23/08.11.2016 .,

29/20.12.2016

30.12.2016 .,

2018 .

- , :

”

-930 .

-1516 .

-1510 .

-1510 .

V.

.80 .

, - ,

